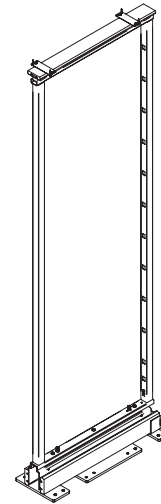









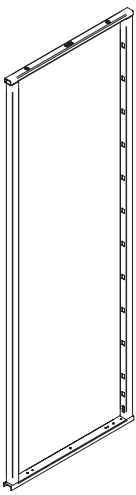

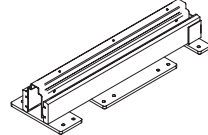
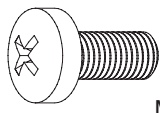
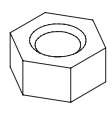
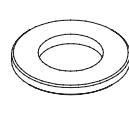
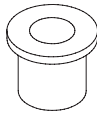
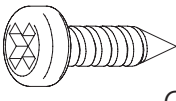
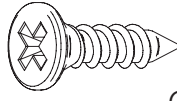
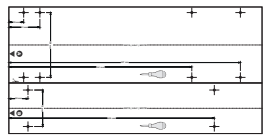
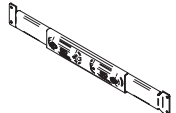
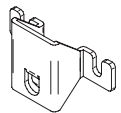
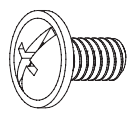
# Telaio colonna manuale

## Manual frame

### Cadre colonne



KCE1604ST3CK145NVGFBMAN  
 KCE1604ST3CK160NVGFBMAN

 Max:120Kg	 x 1	 30 min	 +	 Ø 2	 8	
<b>A</b>  x1	<b>B</b>  x1	<b>C</b>  x1	<b>D</b>  x5 M5x12	<b>E</b>  x2	<b>F</b>  x2	<b>G</b>  x2
<b>H</b>  x16 Ø4x16	<b>I</b>  x8 Ø4x16	<b>M</b>  x1	<b>J</b>  x3	<b>K</b>  x3	<b>W</b>  x6 M5x10	
K3CK145NVGBMAN K3CK160NVGBMAN						

### Informazioni

Information  
 Leggi attentamente le istruzioni prima del montaggio e segui ogni passaggio indicato. L'azienda declina ogni responsabilità dall'uso improprio del prodotto. Ogni uso improprio del prodotto può causare lesioni. Modifiche o manomissioni del prodotto, annullano ogni condizione di garanzia.

Read the instructions carefully before assembly and follow each step indicated. The company declines all responsibility for improper use of the product. Any improper use of the product can cause injury. Modifications or tampering with the product void any warranty conditions.

Lisez attentivement les instructions avant le montage et suivez chaque étape. La société décline toute responsabilité en cas d'utilisation inappropriée du produit. Toute mauvaise utilisation du produit peut entraîner des blessures. La modification ou l'altération du produit annule toutes les conditions de garantie.

### Attenzione

Attention  
 Se il mobile si ribalta può causare lesioni da schiacciamento gravi o mortali. Per evitare che il mobile si ribalti, deve essere fissato saldamente alla parete scegliendo il sistema di ancoraggio più idoneo. A causa del peso elevato del prodotto a pieno carico, è necessario che il fondo del mobile sia adeguatamente resistente per supportare questo peso.

If the cabinet tips over it can cause serious or even fatal injuries. To prevent tip-overs, the cabinet must be firmly fixed to the wall through the most suitable fixing system. When the product is fully loaded, it is very heavy, therefore the bottom of the cabinet must be strong enough to support such weight.

Si l'armoire se renverse, elle peut provoquer des blessures graves ou mortelles par écrasement. Pour éviter que l'armoire ne bascule, elle doit être solidement fixée au mur en choisissant le système d'ancrage le plus approprié. En raison du poids élevé du produit lorsqu'il est entièrement chargé, le fond de l'armoire doit être suffisamment solide pour supporter ce poids.

### Divieto

Prohibition  
 NON OLIARE!  
 Assicurarsi che durante il montaggio la guida sia protetta da polvere e da eventuali corpi estranei derivanti dalle lavorazioni.  
 DO NOT ADD OIL!  
 Make sure that during mounting runner is protected from dust and foreign bodies resulting from installation.

NE PAS HUILER !  
 Veillez à ce que le rail soit protégé de la poussière et de tout objet étranger pendant le montage.

### Smaltimento

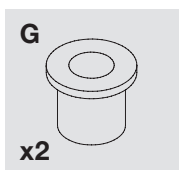
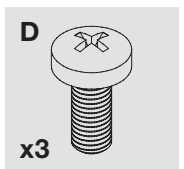
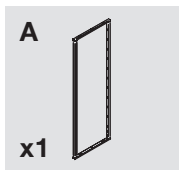
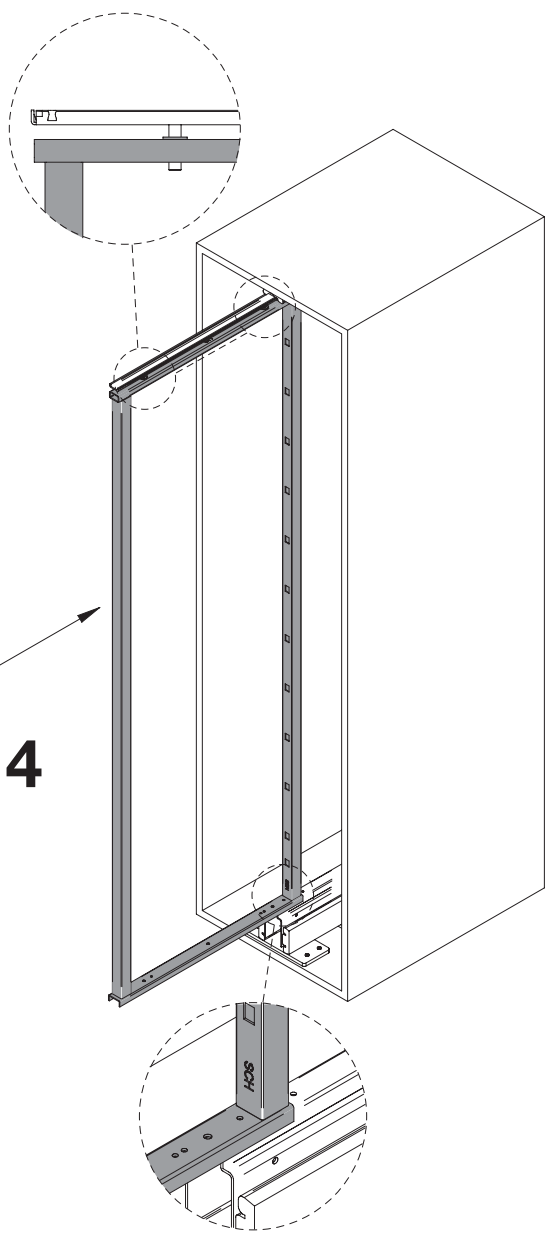
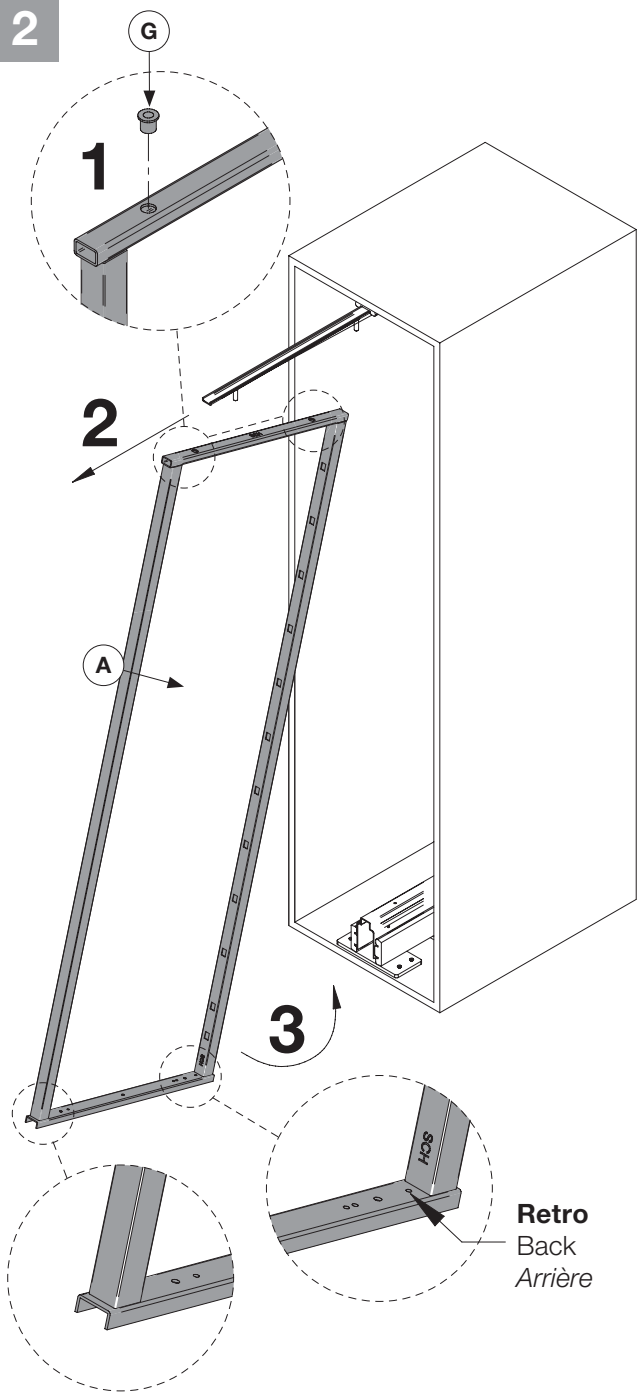
Disposal | Élimination  
 Smaltisci i diversi materiali secondo regolamentazioni della tua città.

Proceed to dispose of the different materials according to your city regulations.

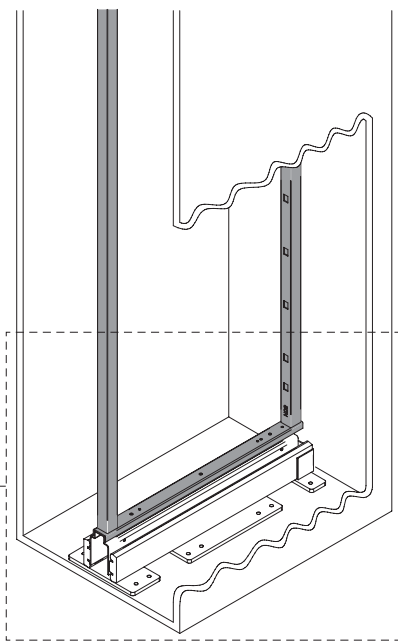
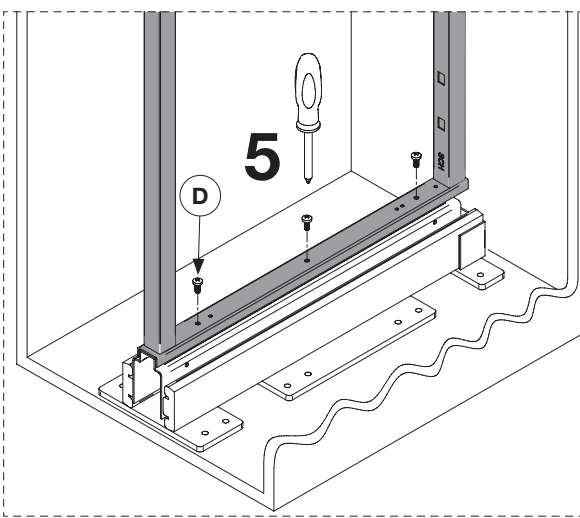
Éliminez les différents matériaux selon les réglementations de votre ville.

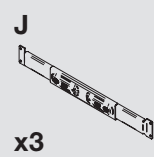
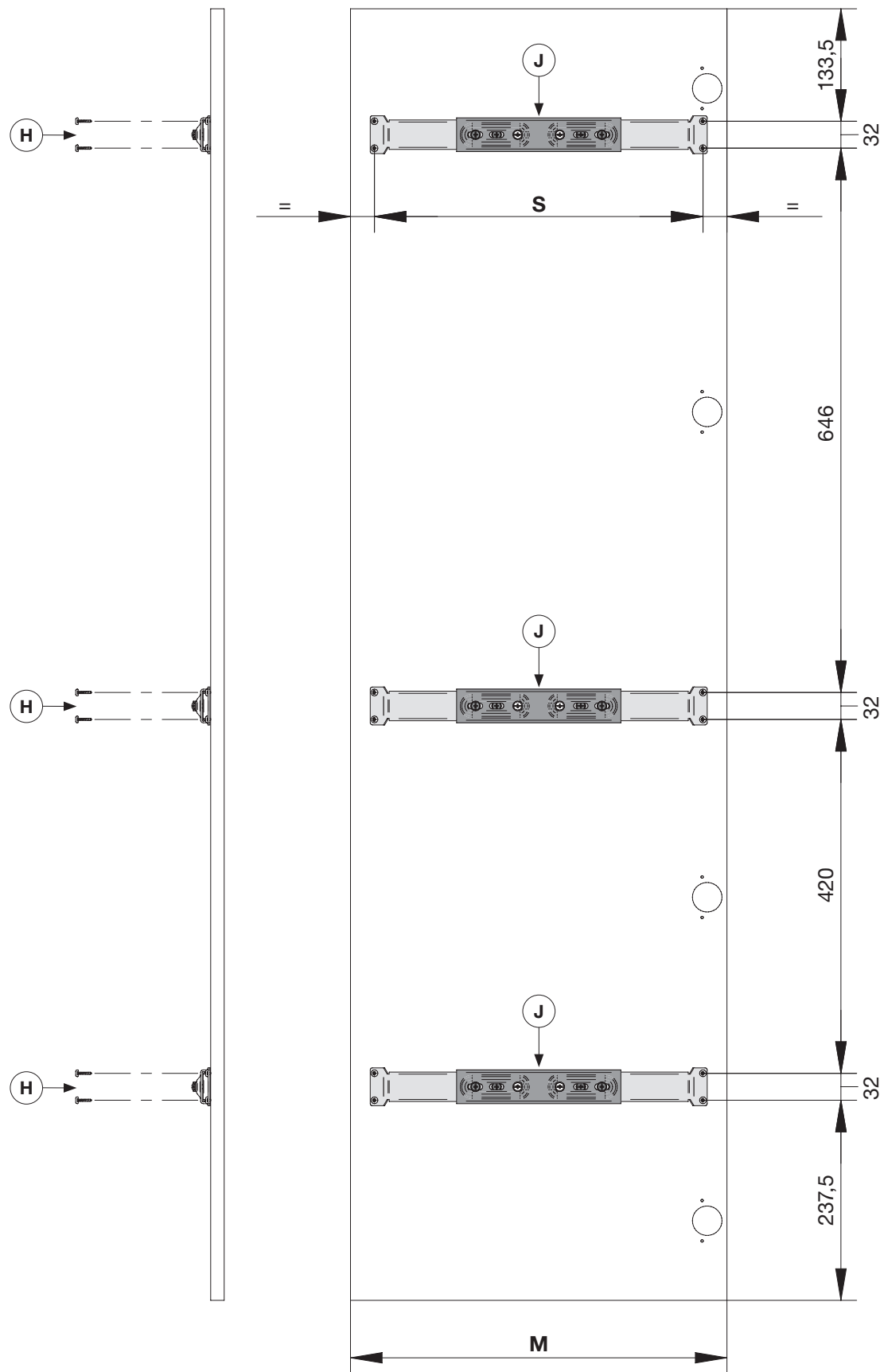


2

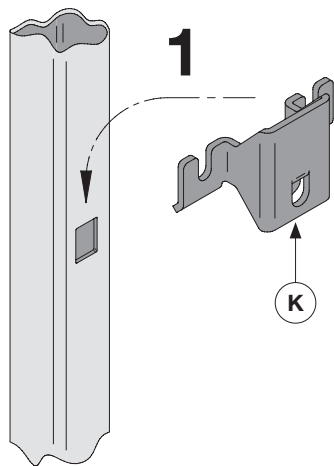


**Retro**  
Back  
Arrière



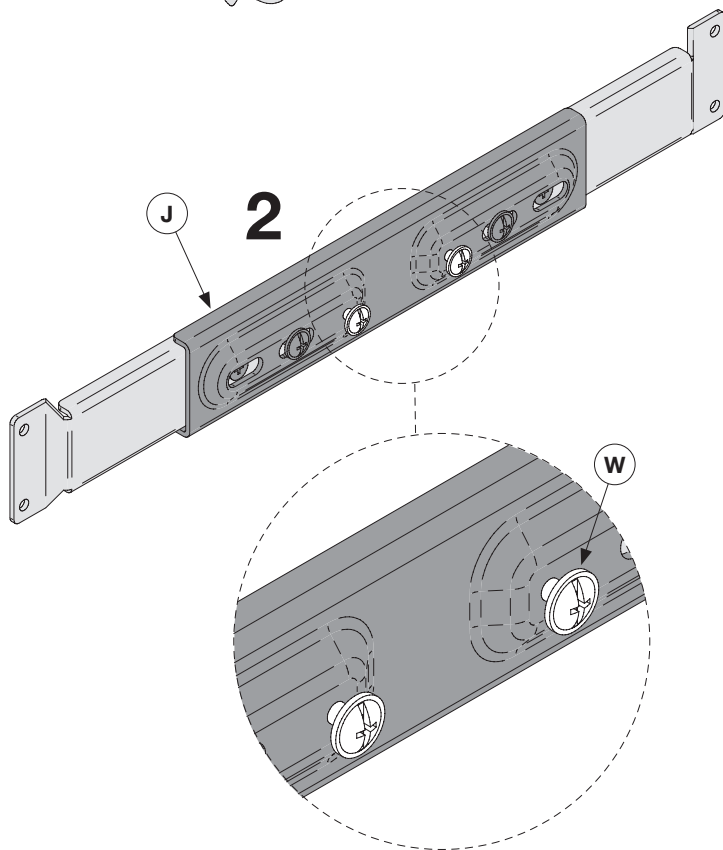


Mod	M	S
45	447	390
60	597	540



1

K



2

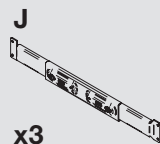
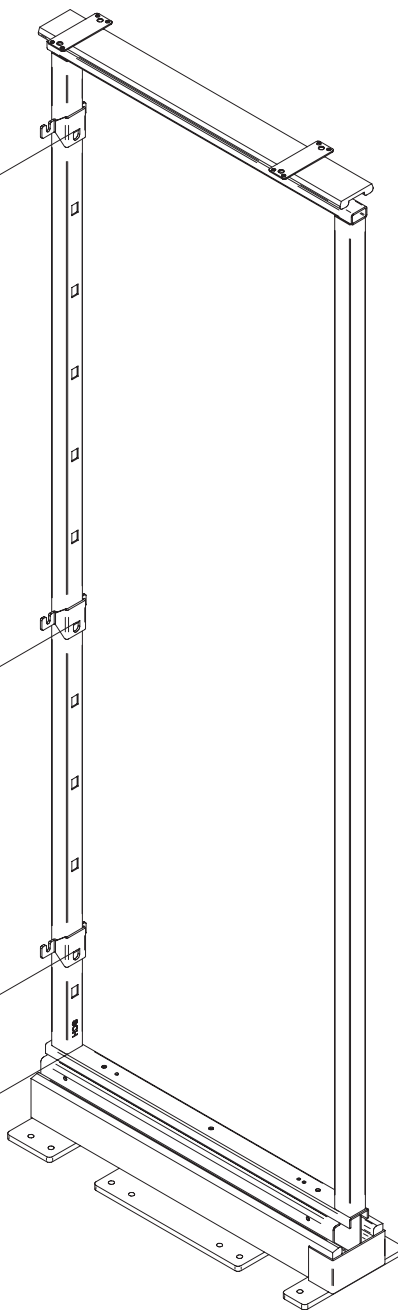
J

W

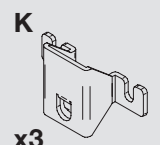
678

452

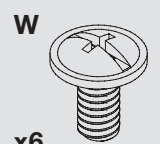
135



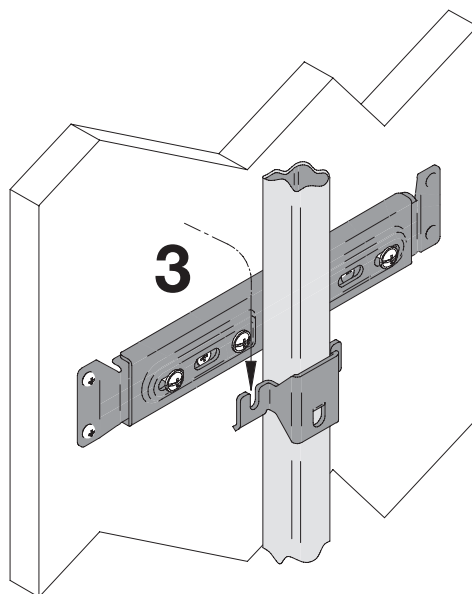
x3



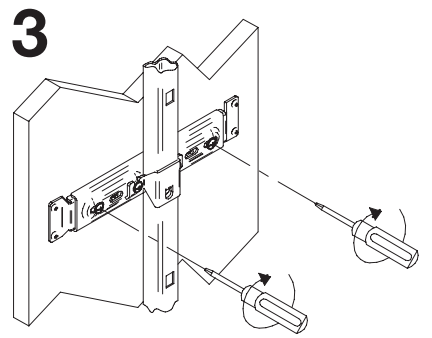
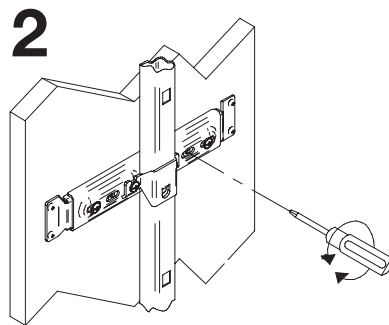
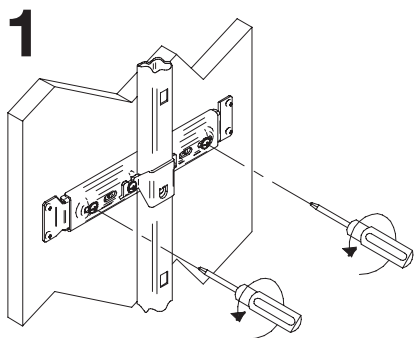
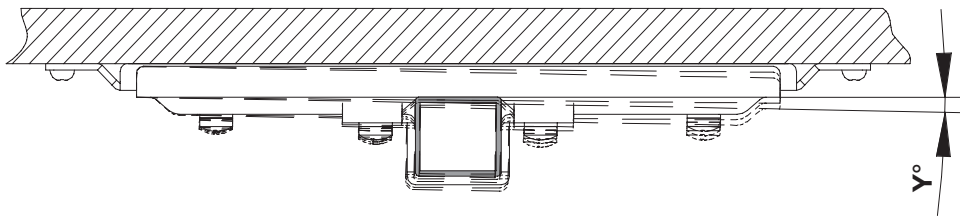
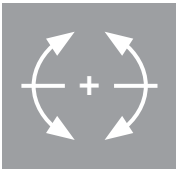
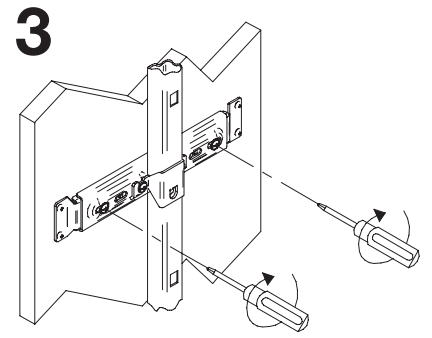
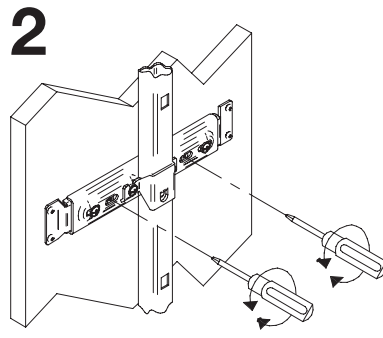
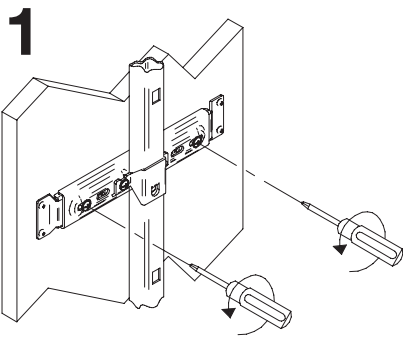
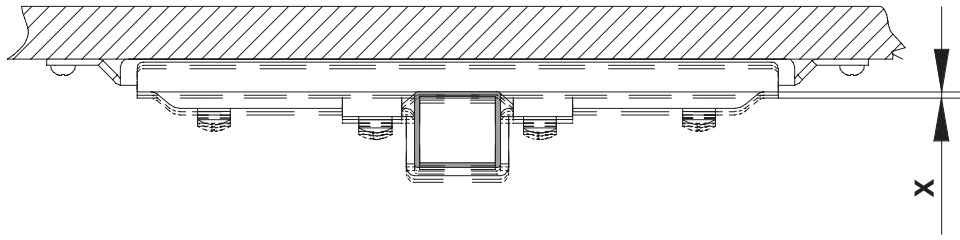
x3

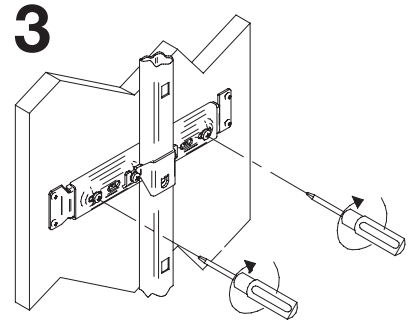
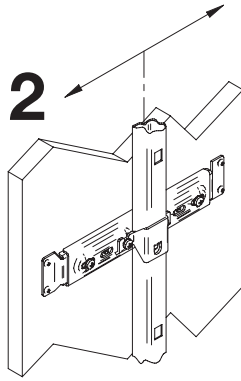
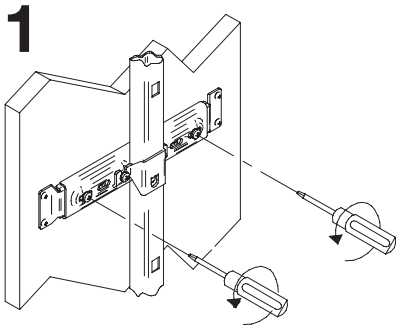
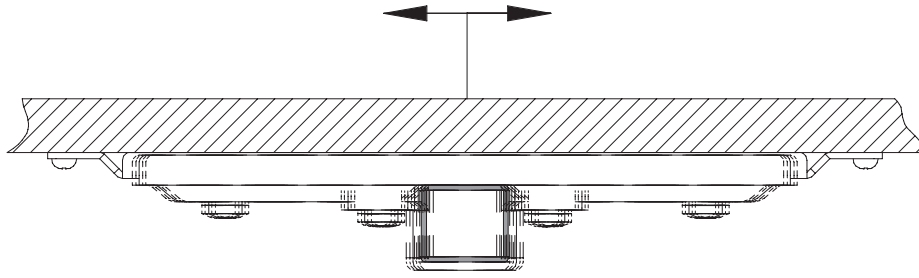



x6

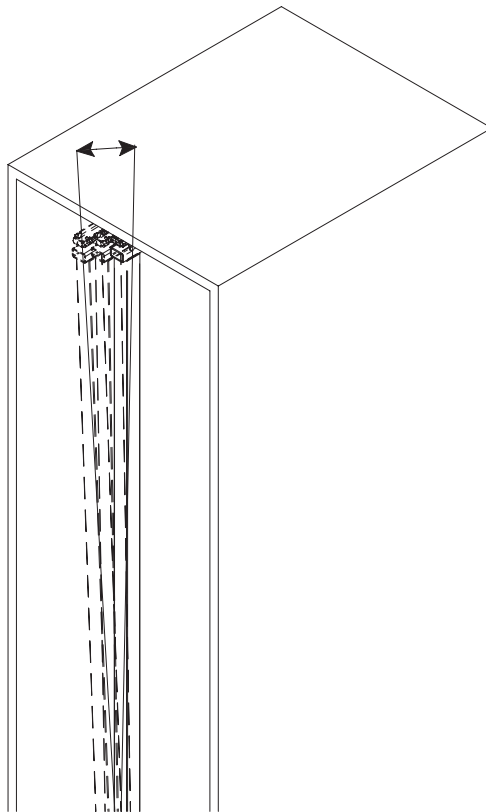
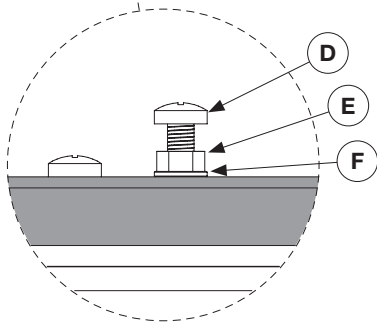
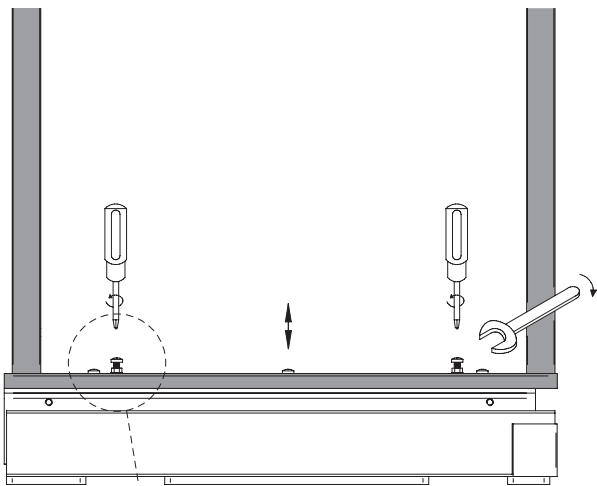
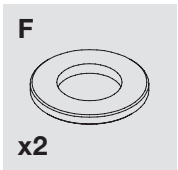
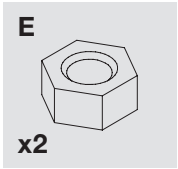
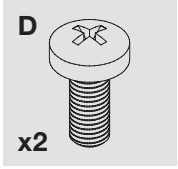


3





**5**



	<b>WARNING (proposition 65 compliant)</b> www.P65Warnings.ca.gov.		
	CHEMICAL	LISTED AS CAUSING	
	Formaldehyde (gas)	Cancer	

**Vibo spa**  
 via Arzignano, 46  
 36070 Trissino (VI) Italy  
 T +39 0445-492800  
 F +39 0445-492999  
 vibo@viboitaly.com  
 www.viboitaly.com