fontanot

IT) ATTENZIONE!

Leggere e seguire scrupolosamente queste istruzioni e tenere per future consultazioni.
Eseguire l'installazione "a regola d'arte", utilizzando attrezzi idonei; seguire scrupolosamente le istruzioni di montaggio. Informarsi prima dell'installazione, sui regolamenti locali e nazionali da rispettare, in funzione della destinazione d'uso (privato principale, secondario, uffici, negozi,…).

EN) WARNING!

Carefully read and strictly follow these instruction and keep them for future consultation.
Carry out the installation in a "workmanlike" manner, strictly following the installation instructions and using suitable tools. Always consult your local building department for code requirements that must be respected depending on its destination of use (private, secondary, public…).

DE) ACHTUNG!

Lesen sie diese Anleitung sorgfältig durch und heben sie sie für spätere Zwecke auf.
Die Montage muss fachgerecht, unter Zuhilfenahme geeigneter Hilfsmittel und unter strikter Einhaltung der Montageanleitung ausgeführt werden. Damit die Montage normgerecht erfolgen kann, muss man zuvor Informationen zur Aufstellung und zu den lokal und national geltenden Vorschriften je nach Bestimmungszweck (privat, Haupt- oder Nebeneinrichtung, Büros, Geschäfte, …) einholen.

FR) ATTENTION !

Lire et respecter scrupuleusement les présentes instructions ; les conserver pour toute autre consultation.
Effectuer l'installation dans les règles de l'art en utilisant des outils appropriés ; suivre scrupuleusement les instructions de montage. Pour réaliser un montage conforme aux normes en vigueur, il faut s'informer avant l'installation quant aux réglementations locales et nationales à respecter, en fonction du domaine d'utilisation (résidence privée principale, secondaire, bureaux, magasins,…).

ES) ¡ATENCIÓN!

Leer y seguir estrictamente estas instrucciones y conservarlas para consultas futuras.
Realizar la instalación "según las reglas del arte", utilizando herramientas adecuadas; seguir estrictamente las instrucciones de montaje. Informarse antes de la instalación sobre los reglamentos locales y nacionales a respetar, en función del destino de uso (privado principal, secundario, oficinas, tiendas,…).

Copyright by Fontanot S.p.A., first publication april 4, 2011

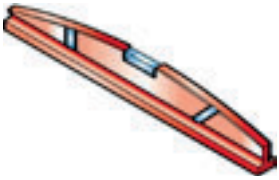

PH 2

12 mm
13 mm

2,5 mm
3 mm
5 mm
12 mm

Ø 8 x 120 mm
Ø 12 x 120 mm
Ø 14 x 150 mm

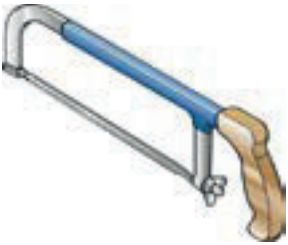

13 mm
17 mm
19 mm
30 mm



Ø 2,5 mm
Ø 3,5 mm
Ø 4,5 mm
Ø 9 mm
Ø 12 mm

1

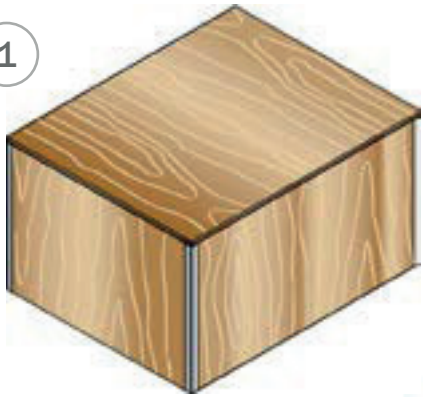

2

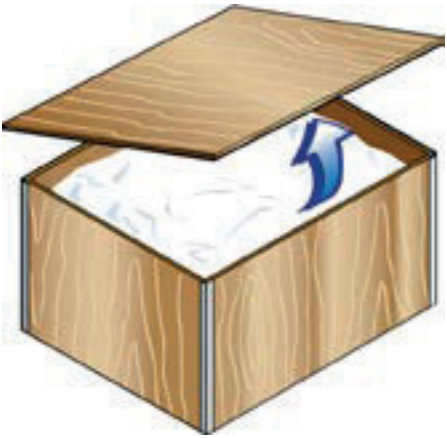

3

11	12	13	14	15
1	2	2	4	5

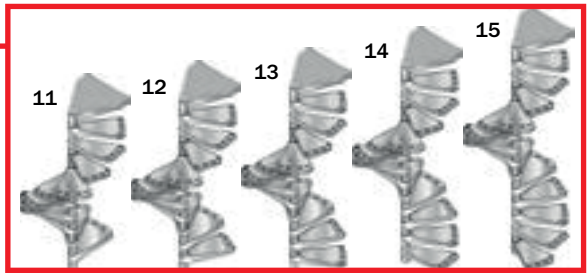

A22

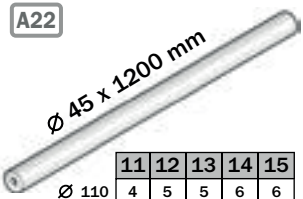

	11	12	13	14	15
Ø 110	4	5	5	6	6
Ø 130	4	5	5	6	6
Ø 150	4	5	5	6	6

A23

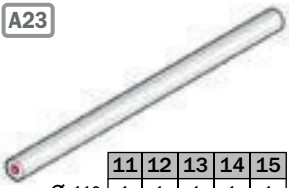

	11	12	13	14	15
Ø 110	1	1	1	1	1
Ø 130	1	1	1	1	1
Ø 150	1	1	1	1	1

A25



	11	12	13	14	15
Ø 110	5	5	5	5	5
Ø 130	5	5	5	5	5
Ø 150	5	5	5	5	5

A26

	11	12	13	14	15
Ø 110	5	5	5	5	5
Ø 130	5	5	5	5	5
Ø 150	5	5	5	5	5

A36

	11	12	13	14	15
Ø 110	2	2	2	2	2
Ø 130	2	2	2	2	2
Ø 150	2	2	2	2	2

A37

	11	12	13	14	15
Ø 110	3	3	3	3	3
Ø 130	3	3	3	3	3
Ø 150	3	3	3	3	3

B03

	11	12	13	14	15
Ø 110	1	1	1	1	1
Ø 130	1	1	1	1	1
Ø 150	1	1	1	1	1

B04

	11	12	13	14	15
Ø 110	1	1	1	1	1
Ø 130	1	1	1	1	1
Ø 150	1	1	1	1	1

B05

	11	12	13	14	15
Ø 110	1	1	1	1	1
Ø 130	1	1	1	1	1
Ø 150	1	1	1	1	1

B11

	11	12	13	14	15
Ø 110	7	7	7	7	7
Ø 130	7	7	7	7	7
Ø 150	10	10	10	10	10

B12

	11	12	13	14	15
Ø 110	7	7	7	7	7
Ø 130	7	7	7	7	7
Ø 150	10	10	10	10	10

B13

	11	12	13	14	15
Ø 110	5	5	5	5	5
Ø 130	5	5	5	5	5
Ø 150	5	5	5	5	5

B17

	11	12	13	14	15
Ø 110	1	1	1	1	1
Ø 130	1	1	1	1	1
Ø 150	1	1	1	1	1

B23

	11	12	13	14	15
Ø 110	6	6	6	6	6
Ø 130	6	6	6	6	6
Ø 150	6	6	6	6	6

B27

	11	12	13	14	15
Ø 110	6	6	6	6	6
Ø 130	6	6	6	6	6
Ø 150	6	6	6	6	6

B33

	11	12	13	14	15
Ø 110	4	5	5	6	6
Ø 130	4	5	5	6	6
Ø 150	4	5	5	6	6

B36

	11	12	13	14	15
Ø 110	2	2	2	2	2
Ø 130	2	2	2	2	2
Ø 150	3	3	3	3	3

B37

	11	12	13	14	15
Ø 110	2	2	2	2	2
Ø 130	2	2	2	2	2
Ø 150	3	3	3	3	3

B46

	11	12	13	14	15
Ø 110	2	2	2	2	2
Ø 130	2	2	2	2	2
Ø 150	2	2	2	2	2

B47

	11	12	13	14	15
Ø 110	1	1	1	2	2
Ø 130	1	1	1	2	2
Ø 150	1	1	1	2	2

B74

	11	12	13	14	15
Ø 110	2	2	2	2	2
Ø 130	2	2	2	2	2
Ø 150	2	2	2	2	2

B76

	11	12	13	14	15
Ø 110	2	2	2	2	2
Ø 130	2	2	2	2	2
Ø 150	2	2	2	2	2

B82

	11	12	13	14	15
Ø 110	10	11	12	13	14
Ø 130	10	11	12	13	14
Ø 150	10	11	12	13	14

B89

	11	12	13	14	15
Ø 110	6	6	6	6	6
Ø 130	6	6	6	6	6
Ø 150	6	6	6	6	6

BA2

	11	12	13	14	15
Ø 110	2	2	2	2	2
Ø 130	2	2	2	2	2
Ø 150	2	2	2	2	2

BA6

	11	12	13	14	15
Ø 110	6	6	6	6	6
Ø 130	6	6	6	6	6
Ø 150	6	6	6	6	6

BA7

	11	12	13	14	15
Ø 110	17	18	19	20	21
Ø 130	17	18	19	20	21
Ø 150	17	18	19	20	21

BA9

	11	12	13	14	15
Ø 110	2	2	2	2	2
Ø 130	2	2	2	2	2
Ø 150	2	2	2	2	2

BB1

	11	12	13	14	15
Ø 110	4	4	4	4	4
Ø 130	4	4	4	4	4
Ø 150	4	4	4	4	4

BB2

	11	12	13	14	15
Ø 110	4	4	4	4	4
Ø 130	4	4	4	4	4
Ø 150	4	4	4	4	4

BB4

	11	12	13	14	15
Ø 110	11	12	13	14	15
Ø 130	11	12	13	14	15
Ø 150	21	23	25	27	29

BB6

	11	12	13	14	15
Ø 110	85	90	95	100	105
Ø 130	85	90	95	100	105
Ø 150	85	90	95	100	105

BB7

	11	12	13	14	15
Ø 110	170	180	190	200	210
Ø 130	170	180	190	200	210
Ø 150	170	180	190	200	210

C03 H = 1190 mm

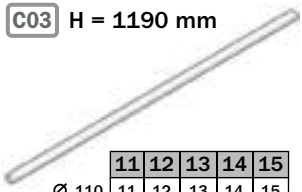

	11	12	13	14	15
Ø 110	11	12	13	14	15
Ø 130	11	12	13	14	15
Ø 150	11	12	13	14	15

C03 H = 935 mm

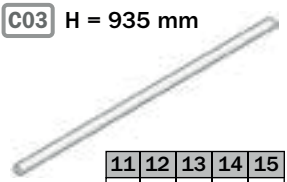

	11	12	13	14	15
Ø 110	6	6	6	6	6
Ø 130	6	6	6	6	6
Ø 150	6	6	6	6	6

C04

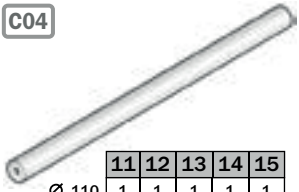

	11	12	13	14	15
Ø 110	1	1	1	1	1
Ø 130	1	1	1	1	1
Ø 150	1	1	1	1	1

C13

	11	12	13	14	15
Ø 110	21	23	25	27	29
Ø 130	21	23	25	27	29
Ø 150	21	23	25	27	29

C29

	11	12	13	14	15
Ø 110	6	6	6	6	6
Ø 130	6	6	6	6	6
Ø 150	9	9	9	9	9

C31

	11	12	13	14	15
Ø 110	32	34	36	38	40
Ø 130	32	34	36	38	40
Ø 150	32	34	36	38	40

C63

	11	12	13	14	15
Ø 110	17	18	19	20	21
Ø 130	17	18	19	20	21
Ø 150	17	18	19	20	21

C64

	11	12	13	14	15
Ø 110	40	42	44	46	48
Ø 130	40	42	44	46	48
Ø 150	40	42	44	46	48

C84

	11	12	13	14	15
Ø 110	2	2	2	2	2
Ø 130	2	2	2	2	2
Ø 150	2	2	2	2	2

C85

	11	12	13	14	15
Ø 110	2	2	2	2	2
Ø 130	2	2	2	2	2
Ø 150	2	2	2	2	2

CA1

	11	12	13	14	15
Ø 110	17	18	19	20	21
Ø 130	17	18	19	20	21
Ø 150	17	18	19	20	21

CA3

	11	12	13	14	15
Ø 110	30	30	30	30	30
Ø 130	30	30	30	30	30
Ø 150	30	30	30	30	30

D01

	11	12	13	14	15
Ø 110	3	4	3	3	3
Ø 130	3	4	3	3	3
Ø 150	3	4	3	3	3

D02

	11	12	13	14	15
Ø 110	11	12	13	14	15
Ø 130	11	12	13	14	15
Ø 150	11	12	13	14	15

D03

	11	12	13	14	15
Ø 110	55	60	65	70	75
Ø 130	55	60	65	70	75
Ø 150	55	60	65	70	75

D04

	11	12	13	14	15
Ø 110	10	11	12	13	14
Ø 130	10	11	12	13	14
Ø 150	10	11	12	13	14

D05

	11	12	13	14	15
Ø 110	1	1	1	1	1
Ø 130	1	1	1	1	1
Ø 150	1	1	1	1	1

D14

	11	12	13	14	15
Ø 110	1	1	1	1	1
Ø 130	1	1	1	1	1
Ø 150	1	1	1	1	1

D32

	11	12	13	14	15
Ø 110	21	23	25	27	29
Ø 130	21	23	25	27	29
Ø 150	21	23	25	27	29

D33

	11	12	13	14	15
Ø 110	21	23	25	27	29
Ø 130	21	23	25	27	29
Ø 150	21	23	25	27	29

D72

	11	12	13	14	15
Ø 110	4	5	5	6	6
Ø 130	4	5	5	6	6
Ø 150	4	5	5	6	6

E03

	11	12	13	14	15
Ø 110	1	1	1	1	1
Ø 130	1	1	1	1	1
Ø 150	1	1	1	1	1

F01

	11	12	13	14	15
Ø 110	7	7	7	7	7
Ø 130	7	7	7	7	7
Ø 150	7	7	7	7	7

F07

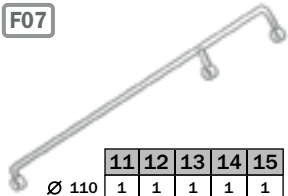

	11	12	13	14	15
Ø 110	1	1	1	1	1
Ø 130	1	1	1	1	1
Ø 150	1	1	1	1	1

F08

	11	12	13	14	15
Ø 110	4	4	4	4	4
Ø 130	4	4	4	4	4
Ø 150	6	6	6	6	6

F09

	11	12	13	14	15
Ø 110	2	2	2	2	2
Ø 130	2	2	2	2	2
Ø 150	3	3	3	3	3

F46

	11	12	13	14	15
Ø 110	85	90	95	100	105
Ø 130	85	90	95	100	105
Ø 150	85	90	95	100	105

F47

	11	12	13	14	15
Ø 110	85	90	95	100	105
Ø 130	85	90	95	100	105
Ø 150	85	90	95	100	105

G01

	11	12	13	14	15
Ø 110	1	1	1	1	1
Ø 130	1	1	1	1	1
Ø 150	1	1	1	1	1

G02

	11	12	13	14	15
Ø 110	2	2	2	3	3
Ø 130	2	2	2	3	3
Ø 150	2	2	2	3	3

G03

	11	12	13	14	15
Ø 110	1	1	1	1	1
Ø 130	1	1	1	1	1
Ø 150	1	1	1	1	1

H01

	11	12	13	14	15
Ø 110	10	11	12	13	14
Ø 130	10	11	12	13	14
Ø 150	10	11	12	13	14

H03

	11	12	13	14	15
Ø 110	1	1	1	1	1
Ø 130	1	1	1	1	1
Ø 150	1	1	1	1	1

H04

	11	12	13	14	15
Ø 110	2	2	2	2	2
Ø 130	2	2	2	2	2
Ø 150	2	2	2	2	2

L02

	11	12	13	14	15
Ø 110	10	11	12	13	14
Ø 130	10	11	12	13	14

L02

	11	12	13	14	15
Ø 150	10	11	12	13	14

B96

C36

X01

4 a b

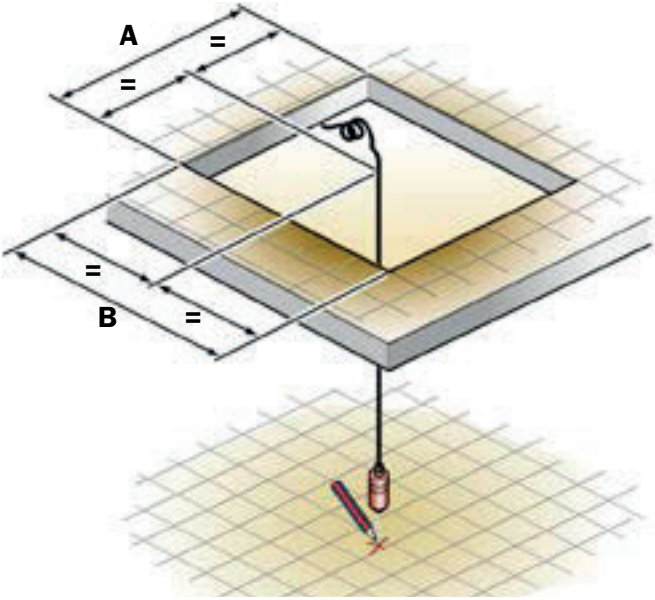

4 c

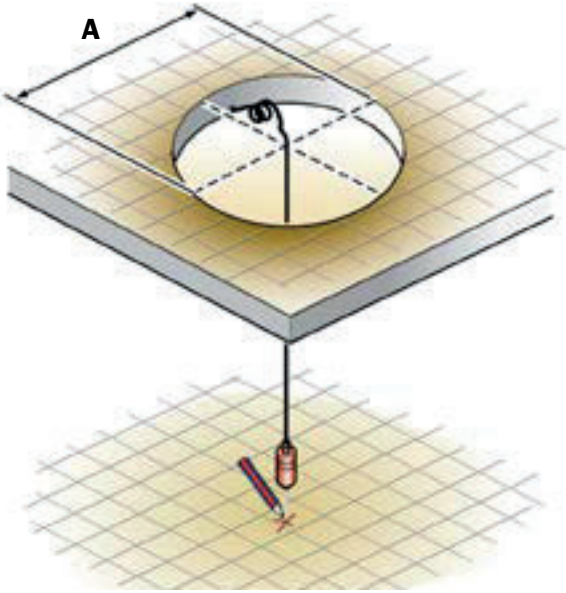

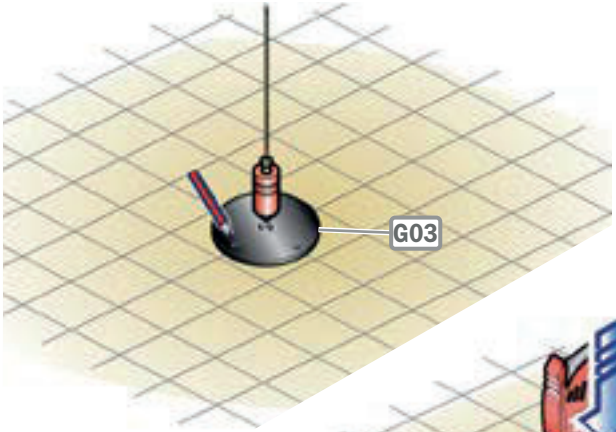
5
G03

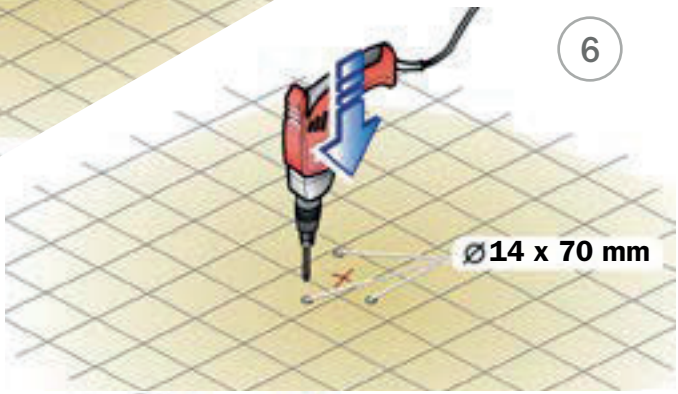
6
⌀14 x 70 mm

7
B13
B13

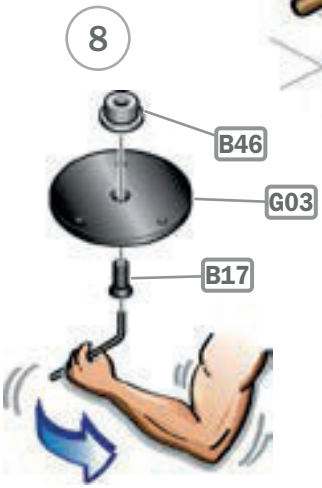
8
B46
G03
B17

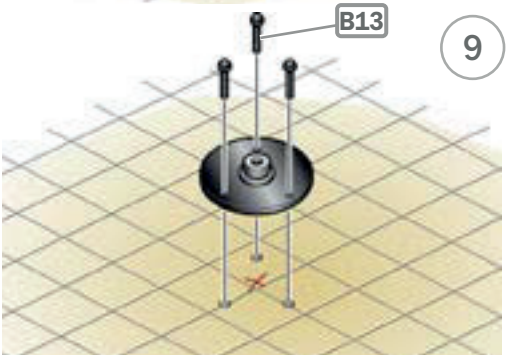
B13
9

10

11

12

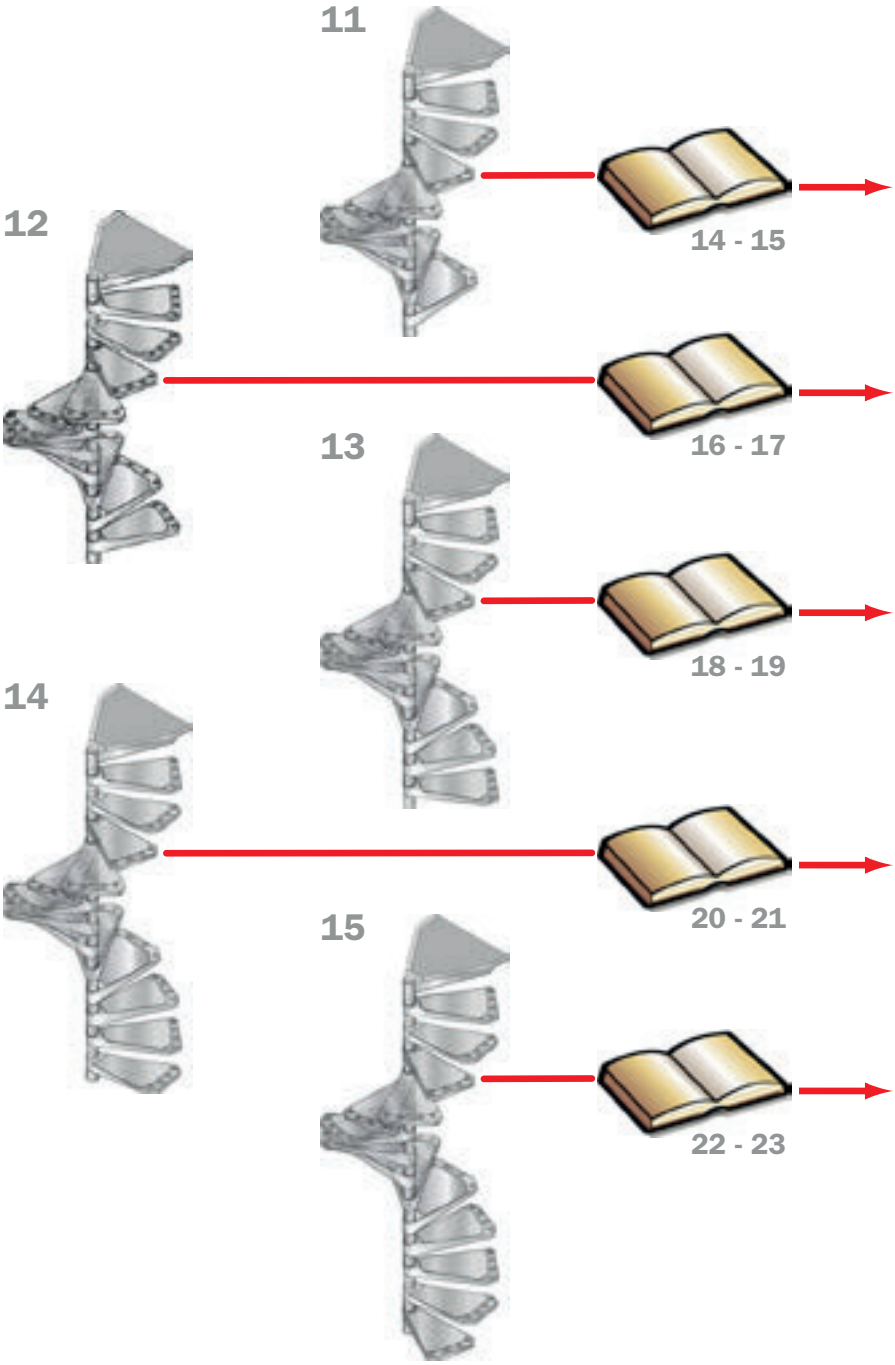
11
14 - 15
12
16 - 17
13
18 - 19
14
20 - 21
15
22 - 23

H	D02	D03	D04	D14
232	11	1	10	1
233	11	3	10	1
234	11	5	10	1
235	11	7	10	1
236	11	9	10	1
237	11	11	10	1
238	11	13	10	1
239	11	15	10	1
240	11	17	10	1
241	11	19	10	1
242	11	21	10	1
243	11	23	10	1
244	11	25	10	1
245	11	27	10	1
246	11	29	10	1
247	11	31	10	1
248	11	33	10	1
249	11	35	10	1
250	11	37	10	1
251	11	39	10	1
252	11	41	10	1
253	11	43	10	1
254	11	45	10	1
255	11	47	10	1
256	11	49	10	1
257	11	51	10	1
258	11	53	10	1
259	11	55	10	1

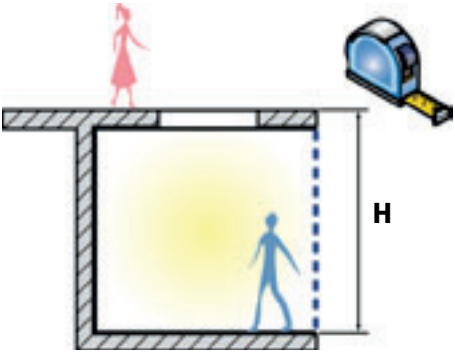

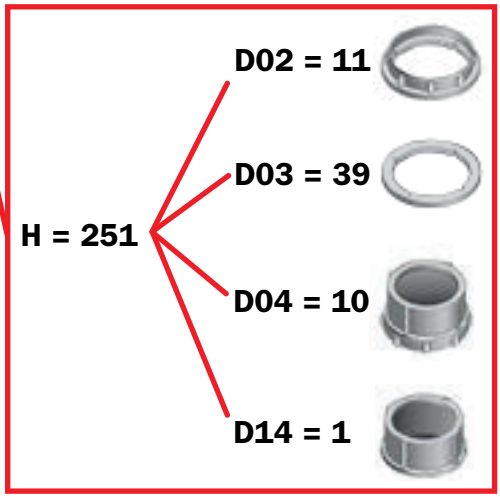

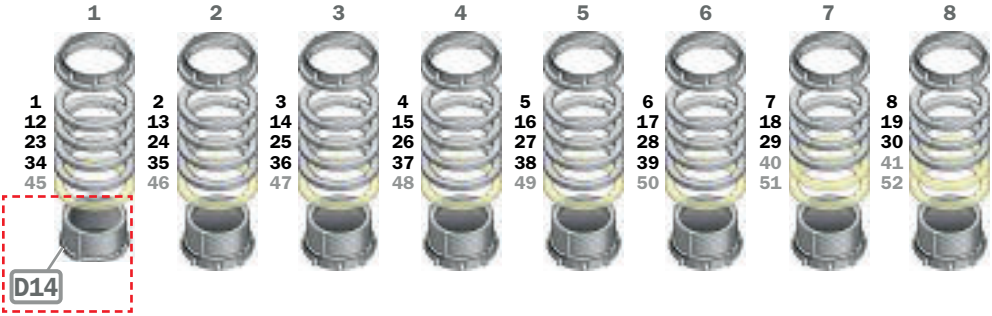

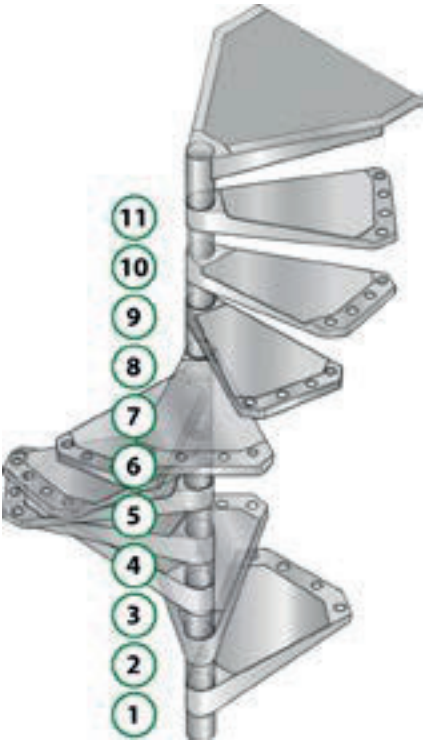
11
10
9
8
7
6
5
4
3
2
1

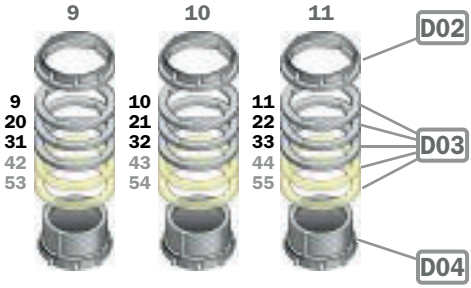
9
10
11
D02
9
20
31
42
53
10
21
32
43
54
11
22
33
44
55
D03
D04

H	D02	D03	D04	D14
253	12	0	11	1
254	12	2	11	1
255	12	4	11	1
256	12	6	11	1
257	12	8	11	1
258	12	10	11	1
259	12	12	11	1
260	12	14	11	1
261	12	16	11	1
262	12	18	11	1
263	12	20	11	1
264	12	22	11	1
265	12	24	11	1
266	12	26	11	1
267	12	28	11	1
268	12	30	11	1
269	12	32	11	1
270	12	34	11	1
271	12	36	11	1
272	12	38	11	1
273	12	40	11	1
274	12	42	11	1
275	12	44	11	1
276	12	46	11	1
277	12	48	11	1
278	12	50	11	1
279	12	52	11	1
280	12	54	11	1
281	12	56	11	1
282	12	58	11	1
283	12	60	11	1

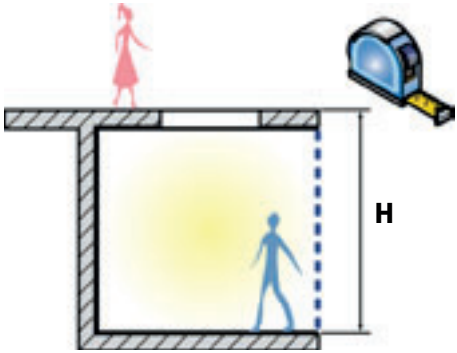

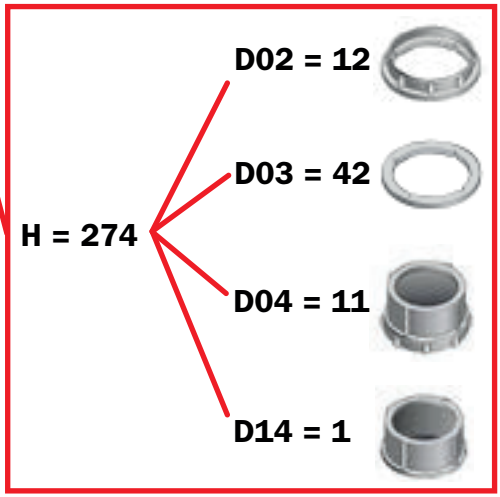

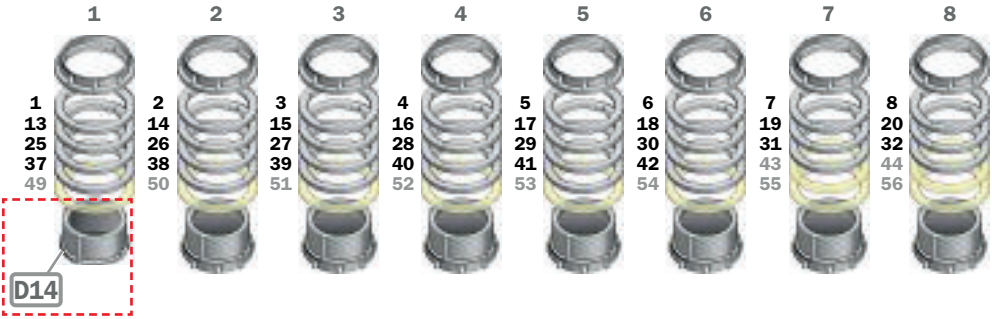

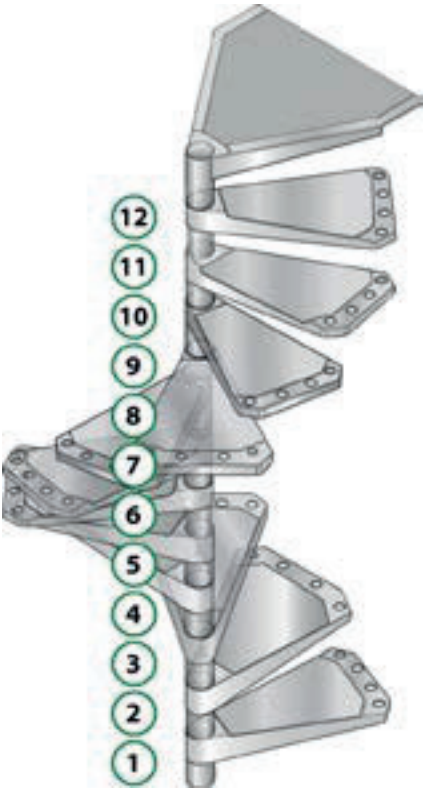
12
11
10
9
8
7
6
5
4
3
2
1

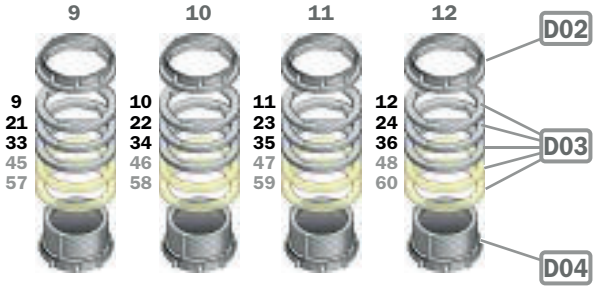
9
10
11
12
9
21
33
45
57
10
22
34
46
58
11
23
35
47
59
12
24
36
48
60
D02
D03
D04

H	D02	D03	D04	D14
274	13	1	12	1
275	13	3	12	1
276	13	5	12	1
277	13	7	12	1
278	13	9	12	1
279	13	11	12	1
280	13	13	12	1
281	13	15	12	1
282	13	17	12	1
283	13	19	12	1
284	13	21	12	1
285	13	23	12	1
286	13	25	12	1
287	13	27	12	1
288	13	29	12	1
289	13	31	12	1
290	13	33	12	1
291	13	35	12	1
292	13	37	12	1
293	13	39	12	1
294	13	41	12	1
295	13	43	12	1
296	13	45	12	1
297	13	47	12	1
298	13	49	12	1
299	13	51	12	1
300	13	53	12	1
301	13	55	12	1
302	13	57	12	1
303	13	59	12	1
304	13	61	12	1
305	13	63	12	1
306	13	65	12	1

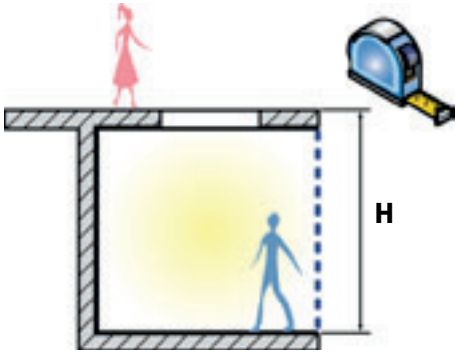

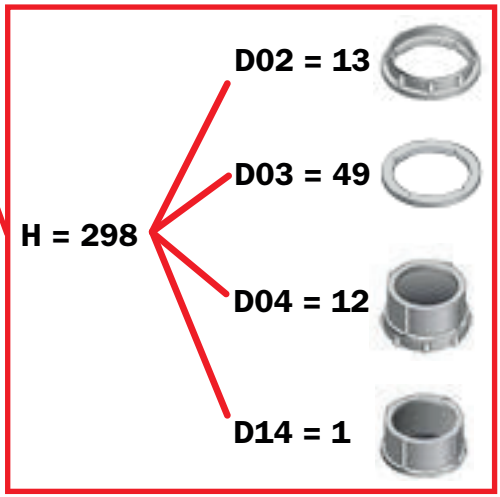

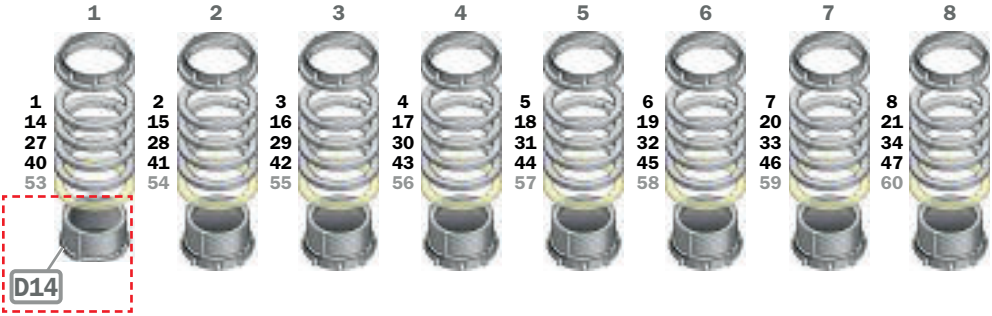

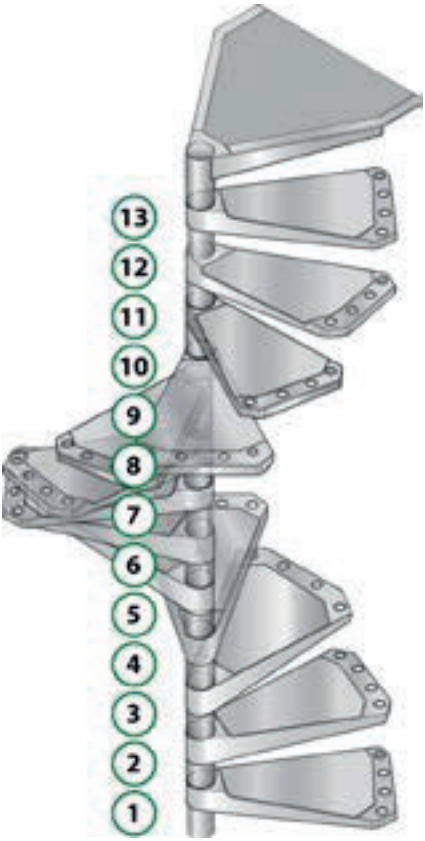
13
12
11
10
9
8
7
6
5
4
3
2
1

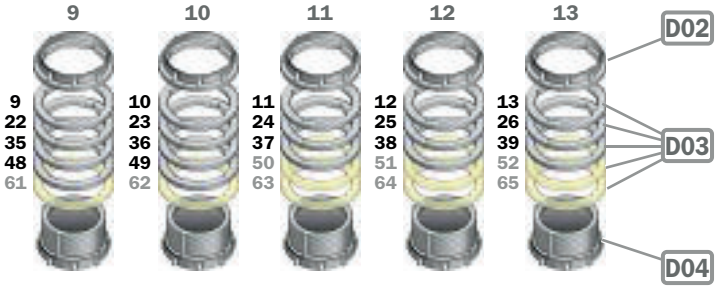
9
10
11
12
13
9
22
35
48
61
10
23
36
49
62
11
24
37
50
63
12
25
38
51
64
13
26
39
52
65
D02
D03
D04

H	D02	D03	D04	D14
295	14	0	13	1
296	14	2	13	1
297	14	4	13	1
298	14	6	13	1
299	14	8	13	1
300	14	10	13	1
301	14	12	13	1
302	14	14	13	1
303	14	16	13	1
304	14	18	13	1
305	14	20	13	1
306	14	22	13	1
307	14	24	13	1
308	14	26	13	1
309	14	28	13	1
310	14	30	13	1
311	14	32	13	1
312	14	34	13	1
313	14	36	13	1
314	14	38	13	1
315	14	40	13	1
316	14	42	13	1
317	14	44	13	1
318	14	46	13	1
319	14	48	13	1
320	14	50	13	1
321	14	52	13	1
322	14	54	13	1
323	14	56	13	1
324	14	58	13	1
325	14	60	13	1
326	14	62	13	1
327	14	64	13	1
328	14	66	13	1
329	14	68	13	1
330	14	70	13	1

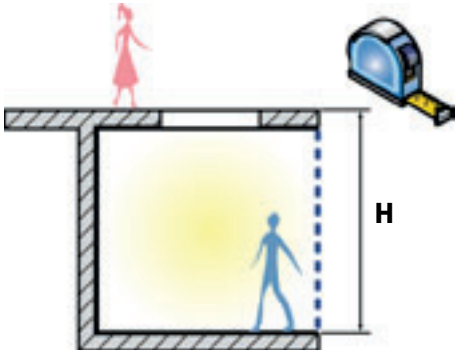

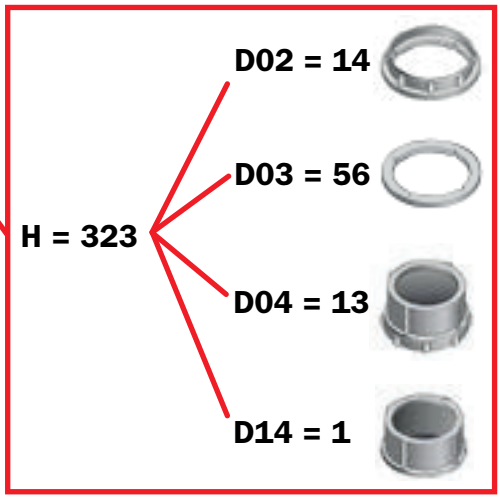

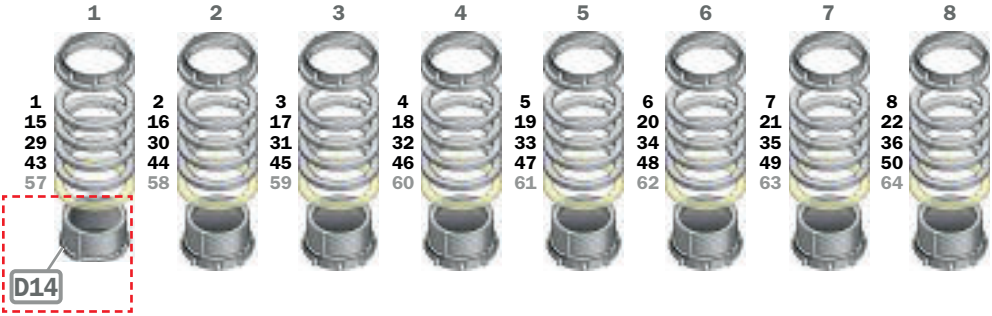

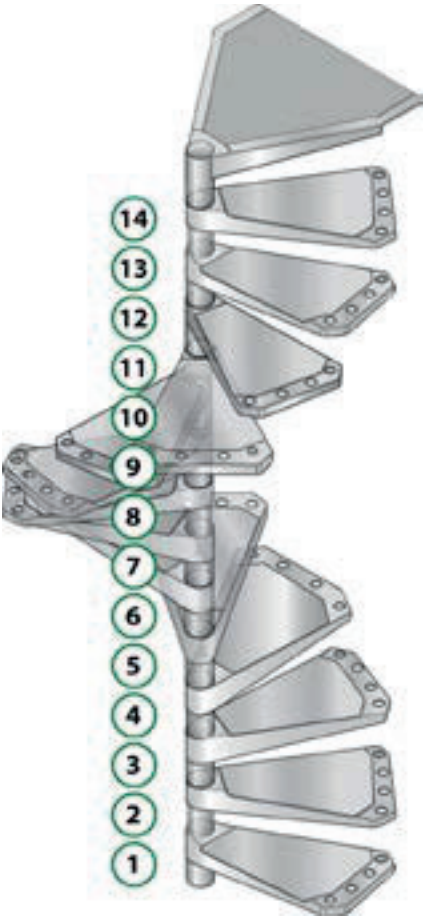
14
13
12
11
10
9
8
7
6
5
4
3
2
1

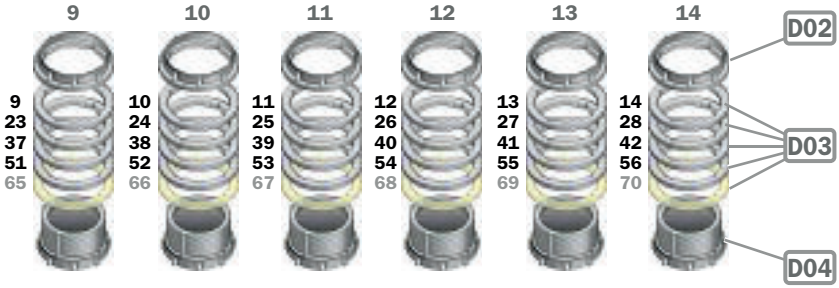
9
10
11
12
13
14
D02
D03
D04
9
23
37
51
65
10
24
38
52
66
11
25
39
53
67
12
26
40
54
68
13
27
41
55
69
14
28
42
56
70

H	D02	D03	D04	D14
316	15	1	14	1
317	15	3	14	1
318	15	5	14	1
319	15	7	14	1
320	15	9	14	1
321	15	11	14	1
322	15	13	14	1
323	15	15	14	1
324	15	17	14	1
325	15	19	14	1
326	15	21	14	1
327	15	23	14	1
328	15	25	14	1
329	15	27	14	1
330	15	29	14	1
331	15	31	14	1
332	15	33	14	1
333	15	35	14	1
334	15	37	14	1
335	15	39	14	1
336	15	41	14	1
337	15	43	14	1
338	15	45	14	1
339	15	47	14	1
340	15	49	14	1
341	15	51	14	1
342	15	53	14	1
343	15	55	14	1
344	15	57	14	1
345	15	59	14	1
346	15	61	14	1
347	15	63	14	1
348	15	65	14	1
349	15	67	14	1
350	15	69	14	1
351	15	71	14	1
352	15	73	14	1
353	15	75	14	1

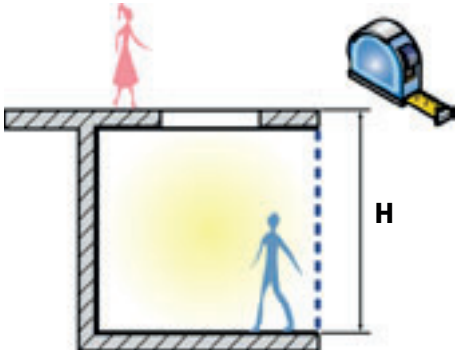

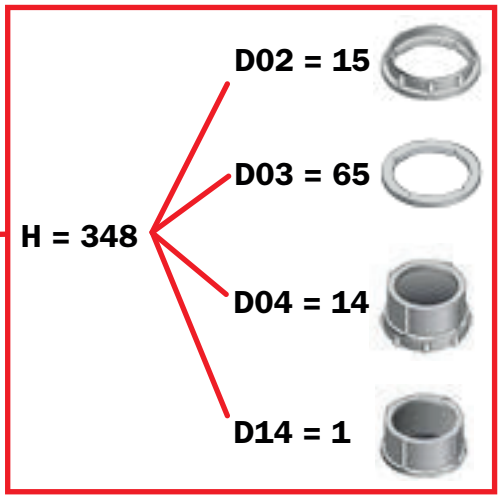

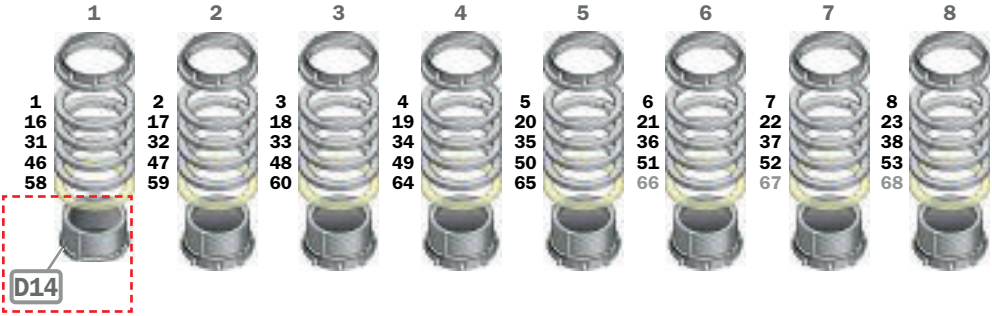

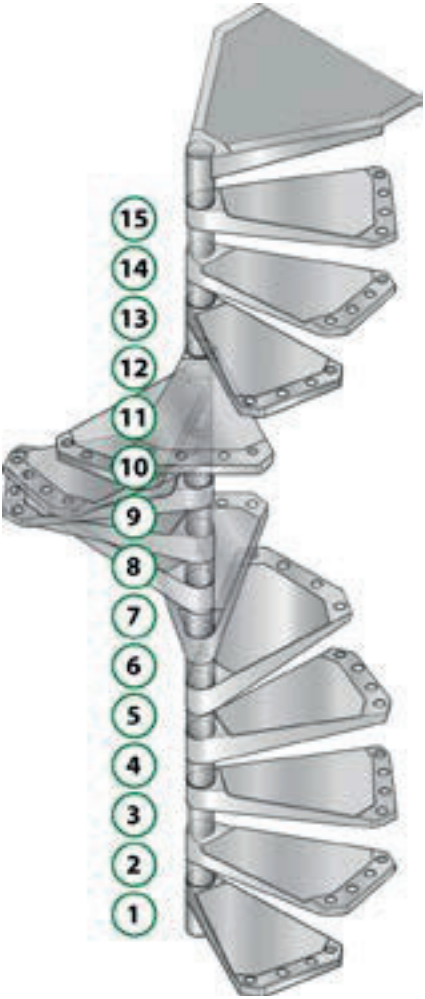
15
14
13
12
11
10
9
8
7
6
5
4
3
2
1

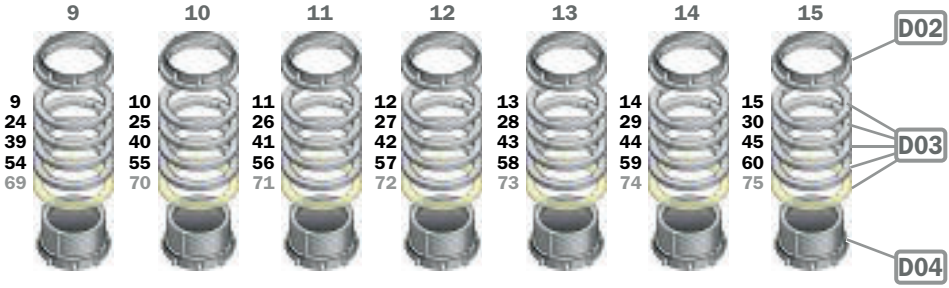
9
10
11
12
13
14
15
D02
D03
D04
9 24 39 54 69
10 25 40 55 70
11 26 41 56 71
12 27 42 57 72
13 28 43 58 73
14 29 44 59 74
15 30 45 60 75

13

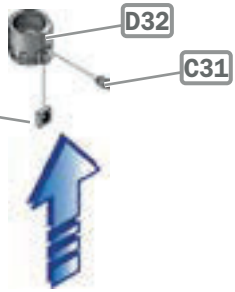

14

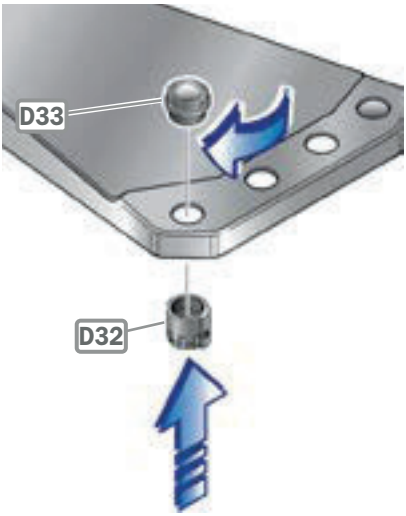

15

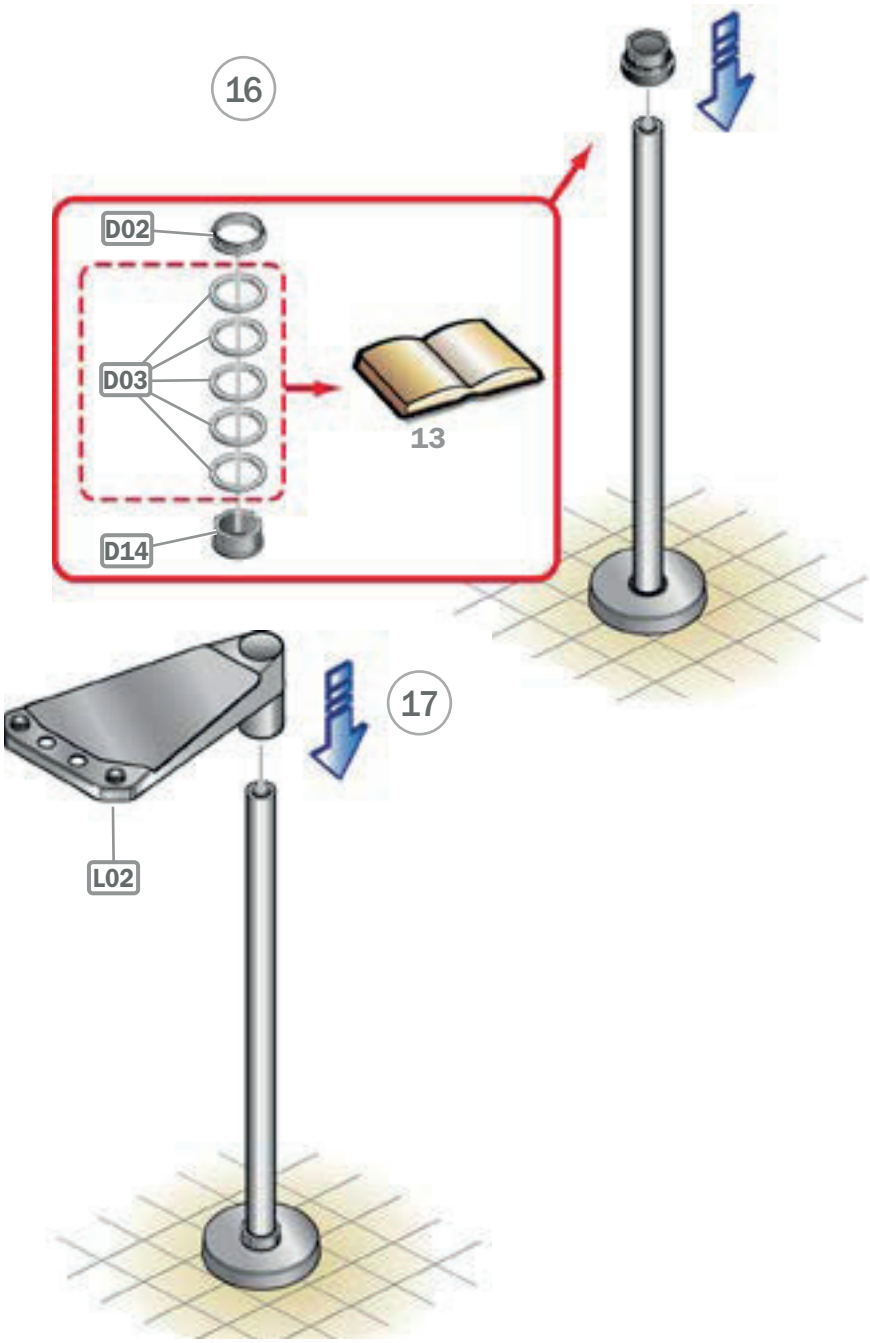
16
D02
D03
D14
13
17
L02

18

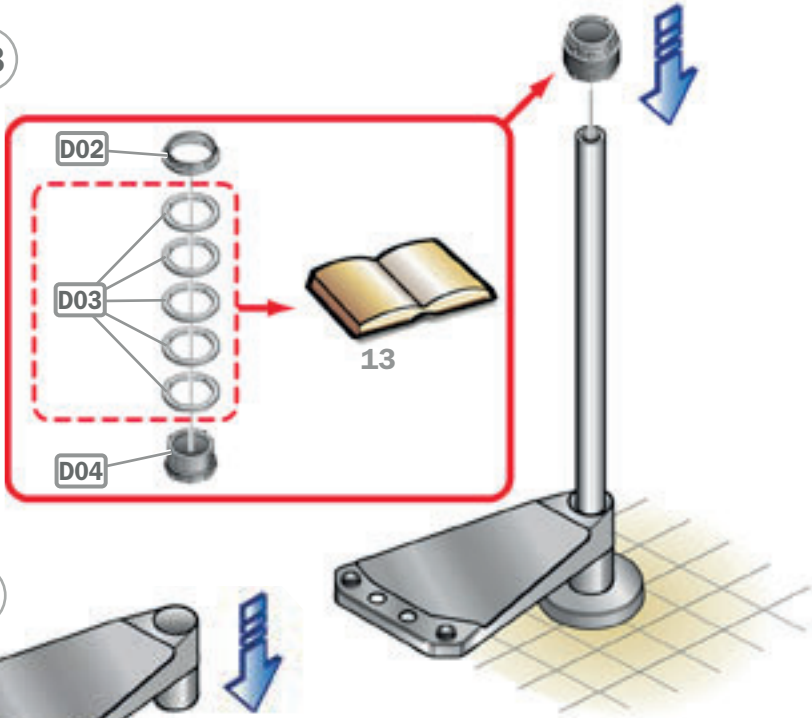

19

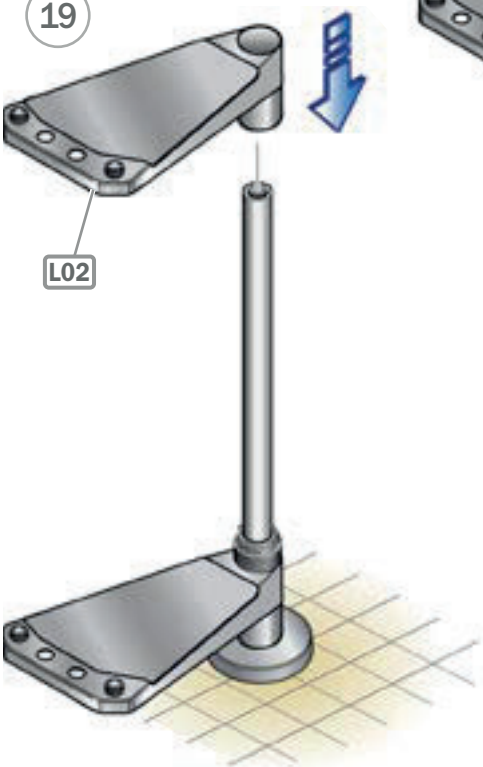

20

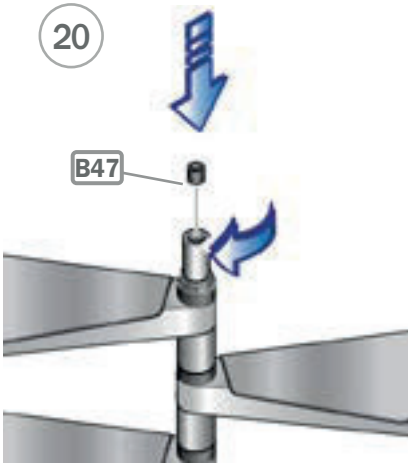

21

22

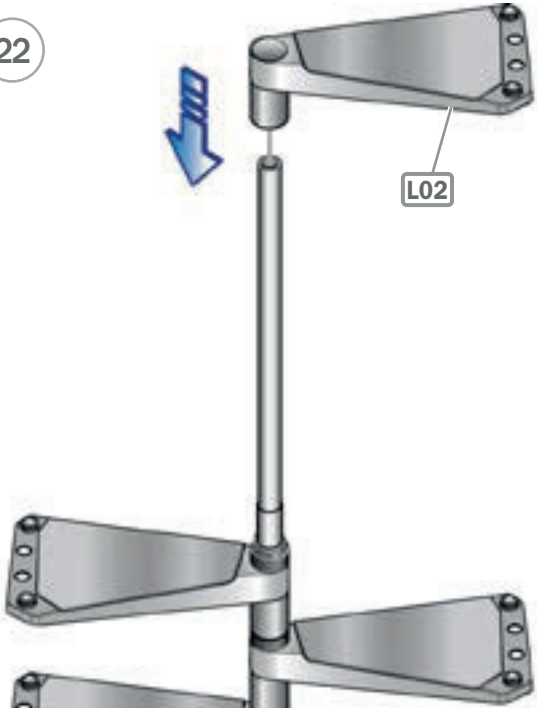

23

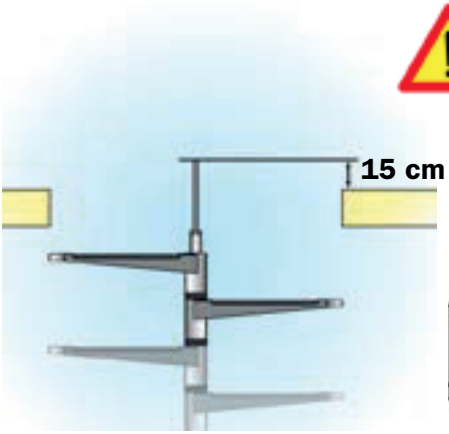

24

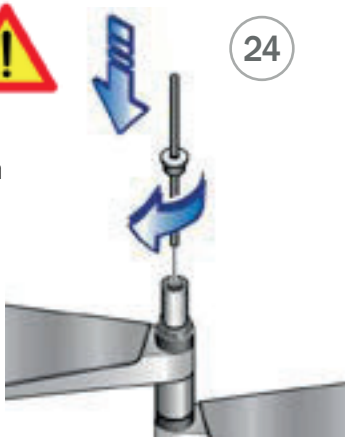

25

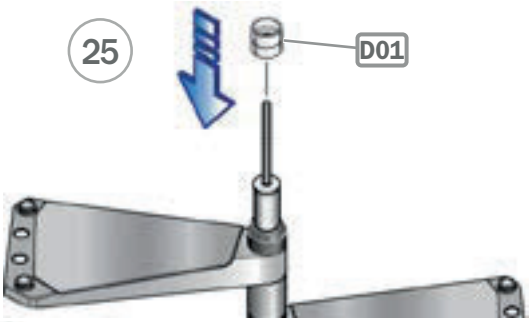

26

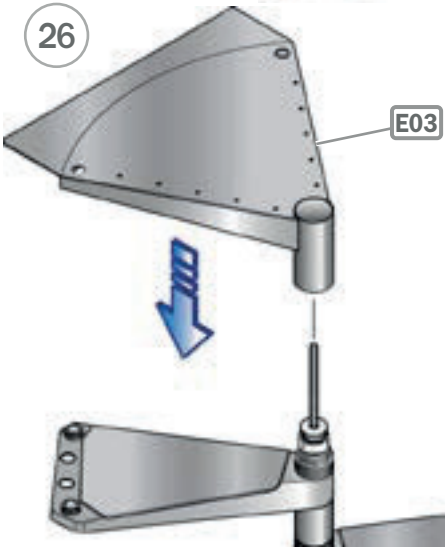

27

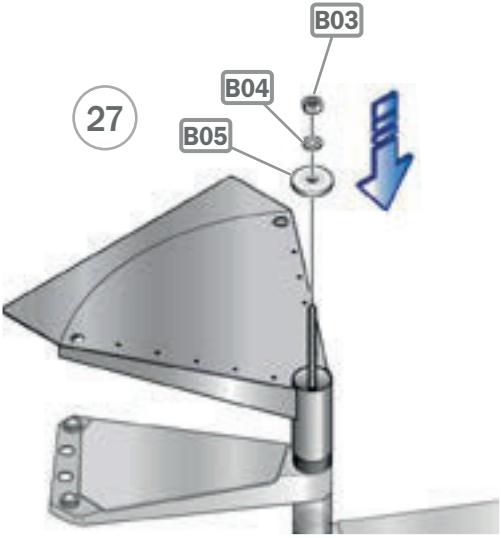

28

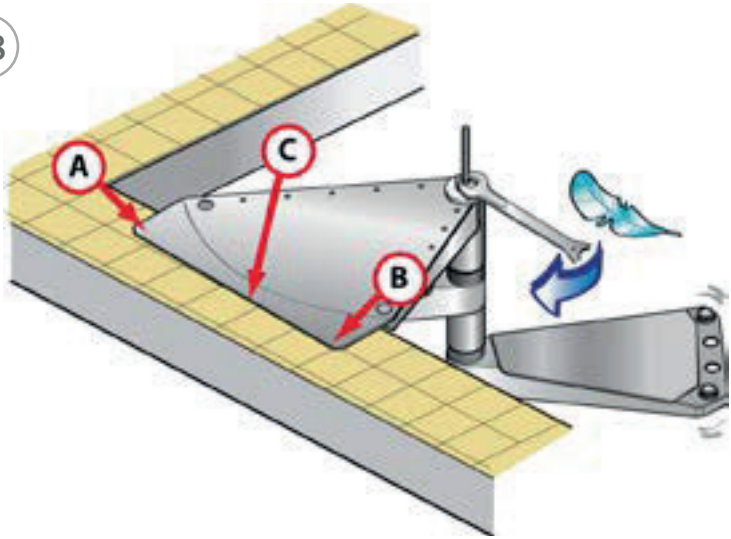

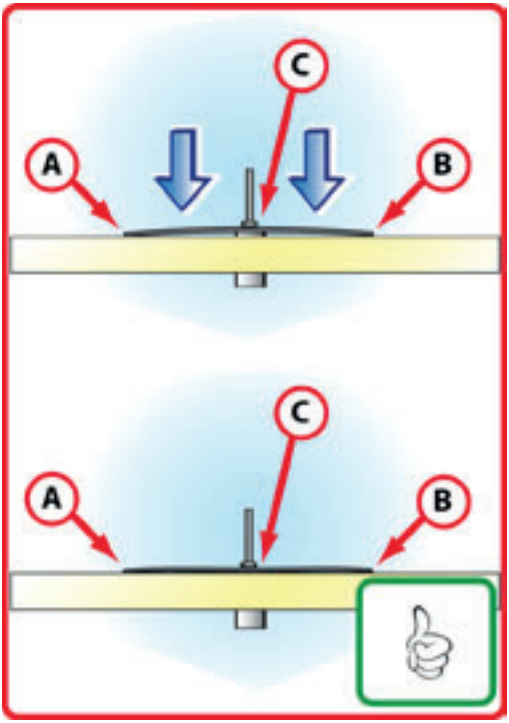

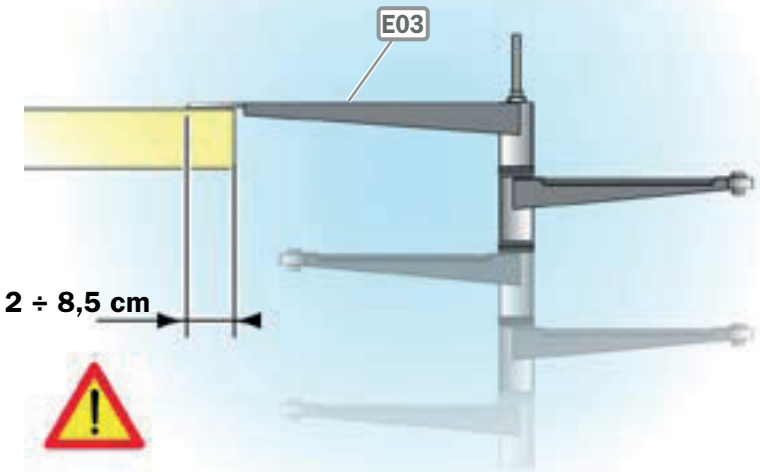
E03
2 ÷ 8,5 cm

29

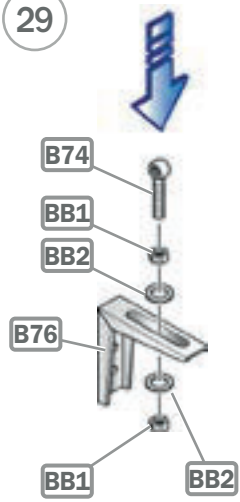

30

31

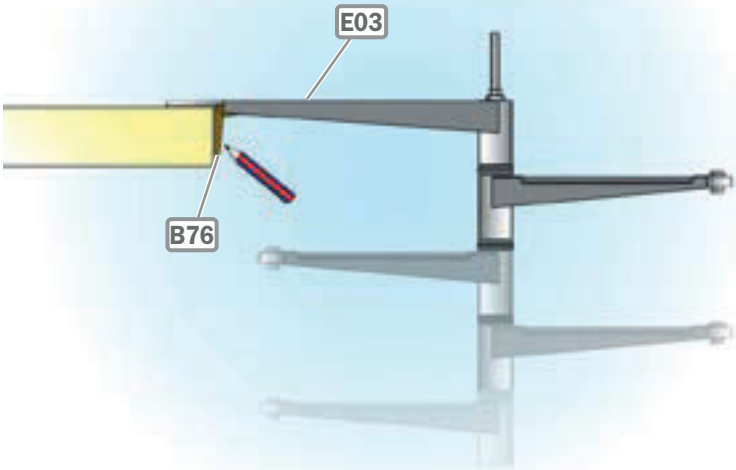

32

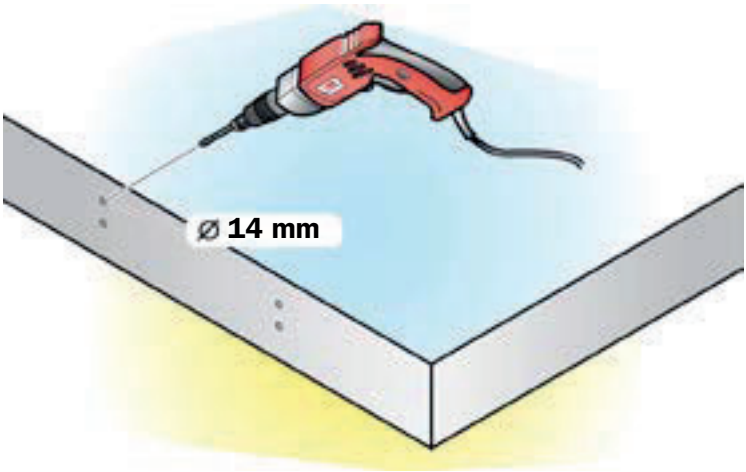

33

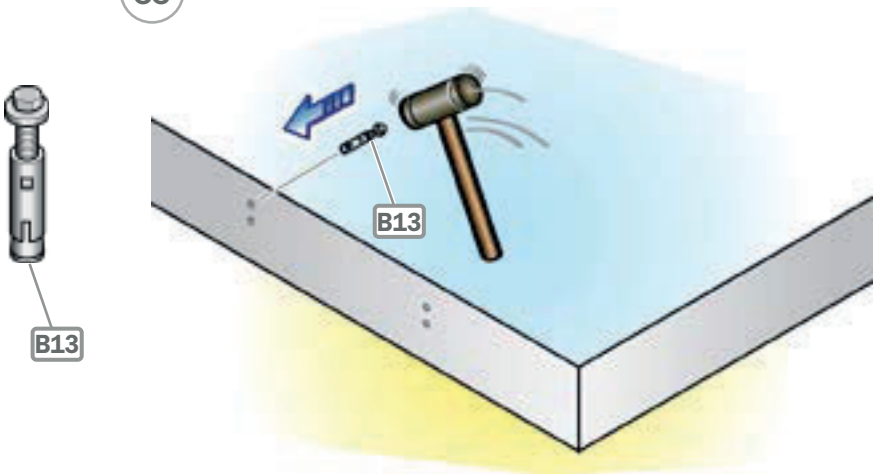

34

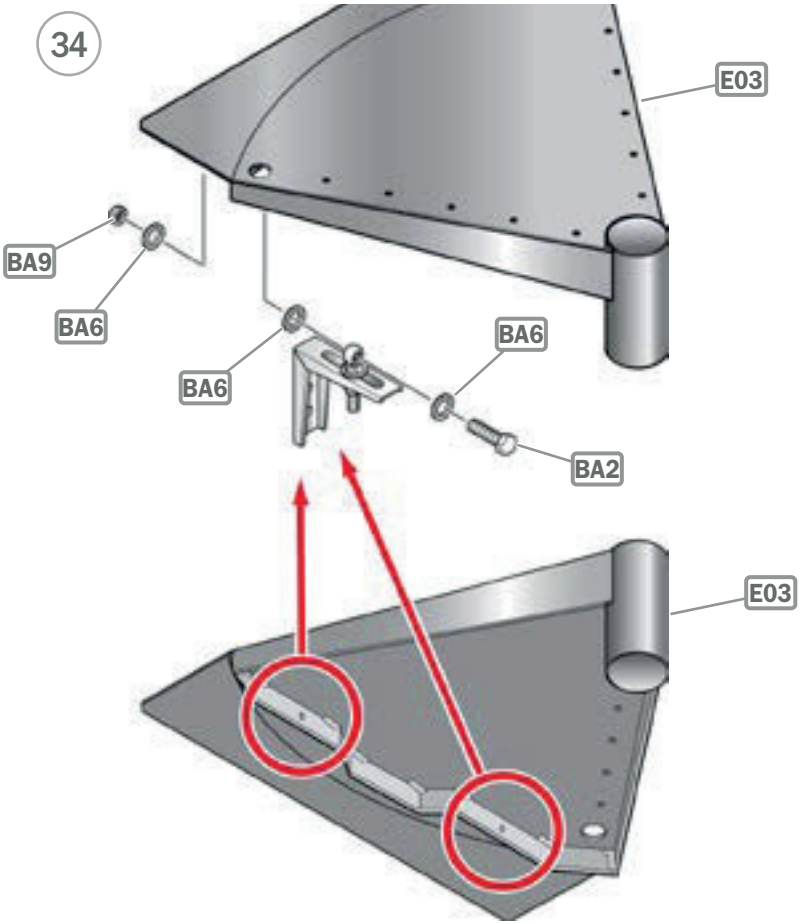

35

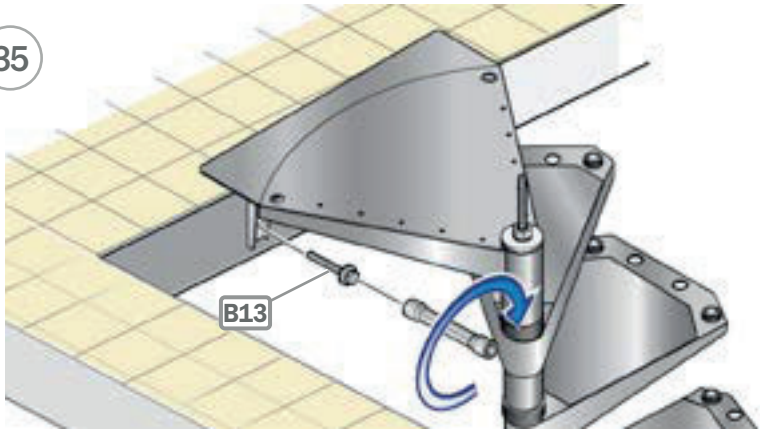

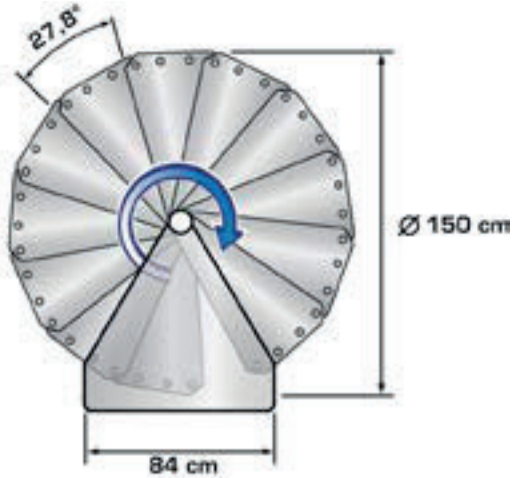
27.8°
Ø 150 cm
84 cm

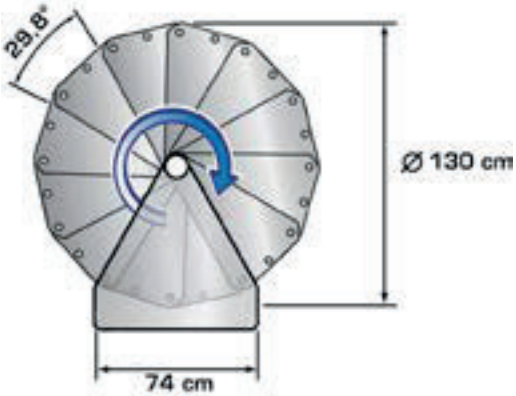
29.8°
Ø 130 cm
74 cm

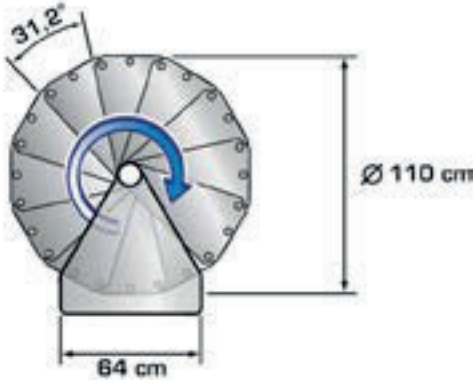
31.2°
Ø 110 cm
64 cm

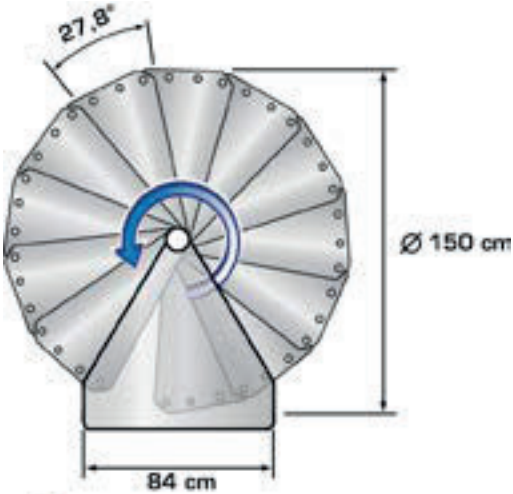
27,8°
Ø 150 cm
84 cm

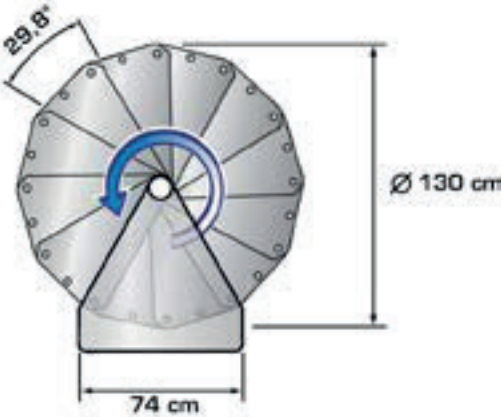
29,8°
Ø 130 cm
74 cm

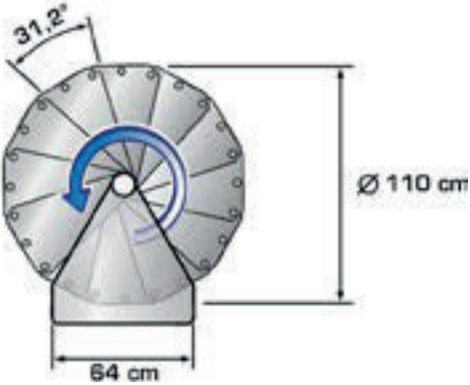
31,2°
Ø 110 cm
64 cm

36

37

38

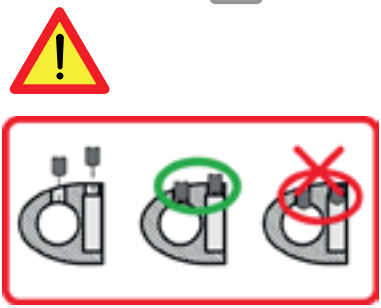

39

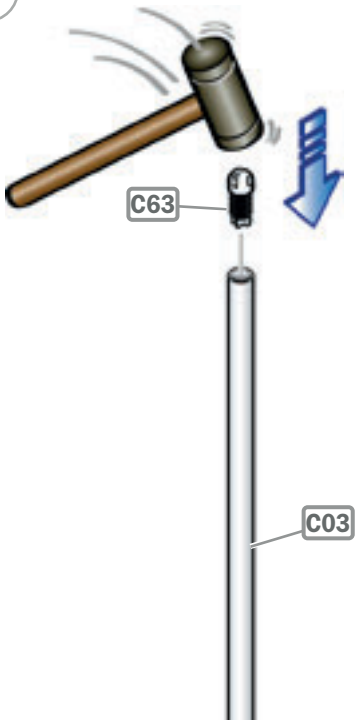

40

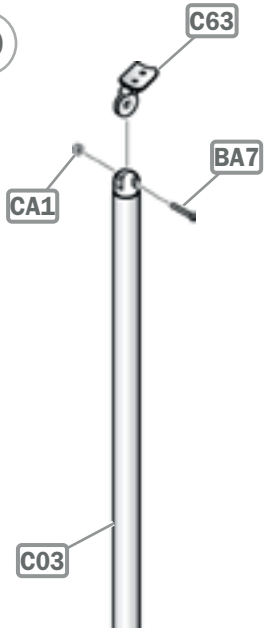

41



42

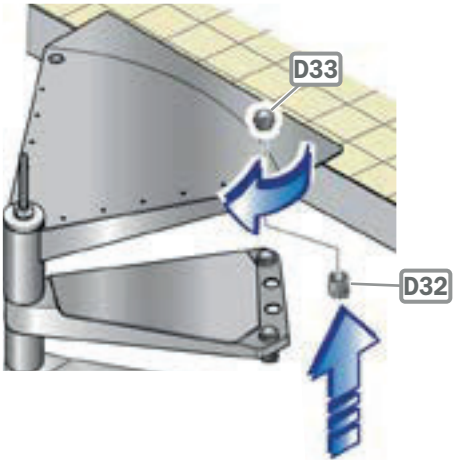

43

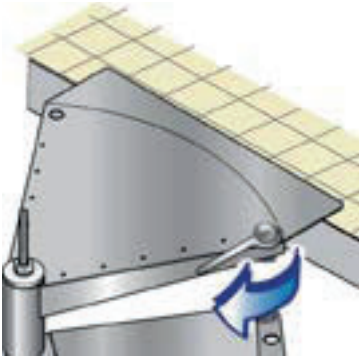

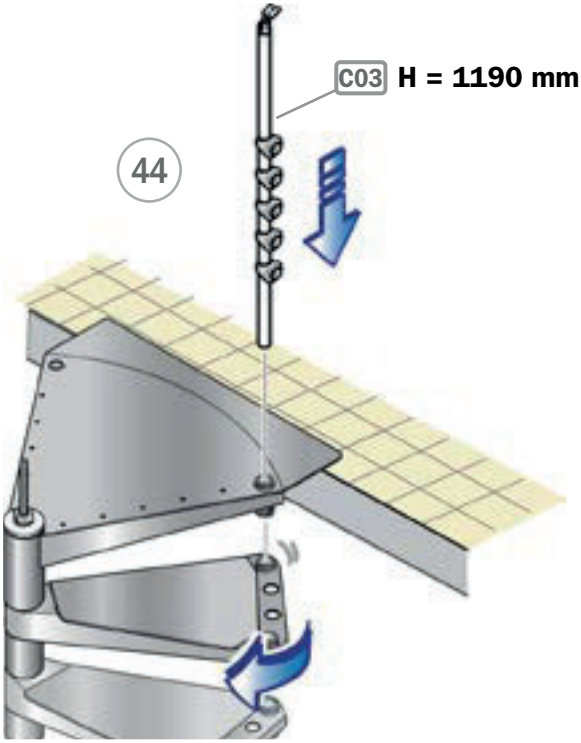
C03
H = 1190 mm
44

45

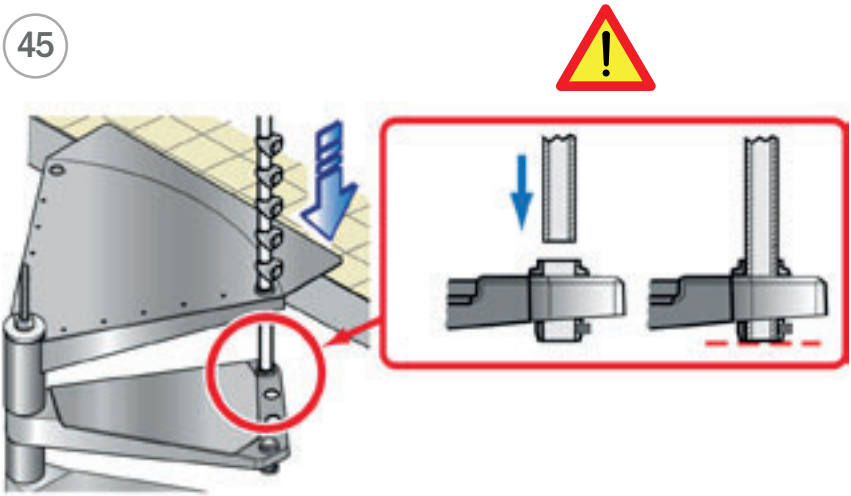

46

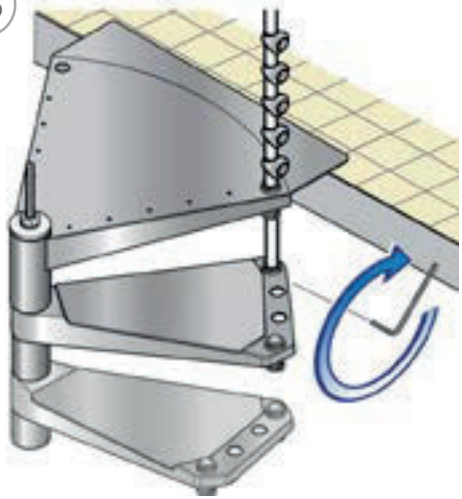

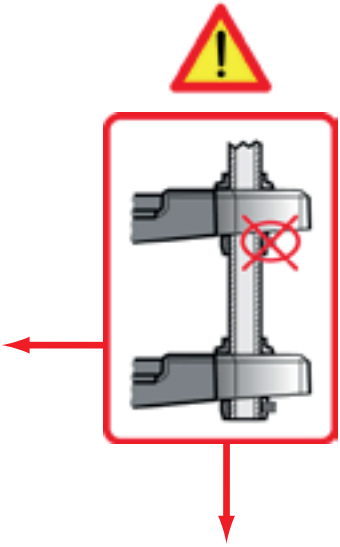

47

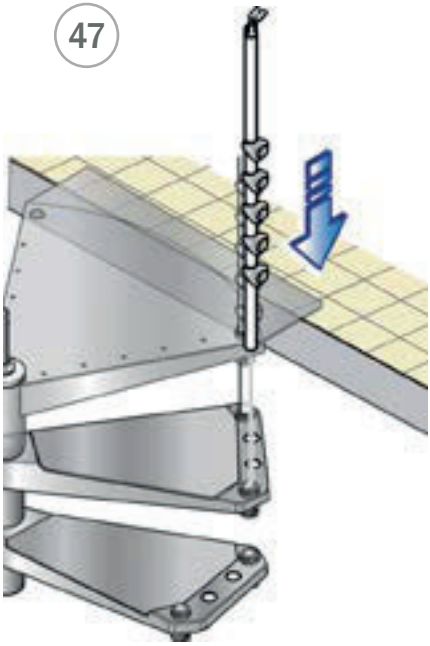

48

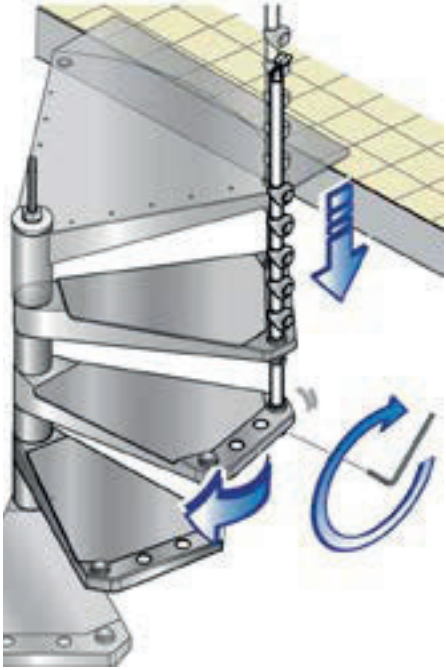

49

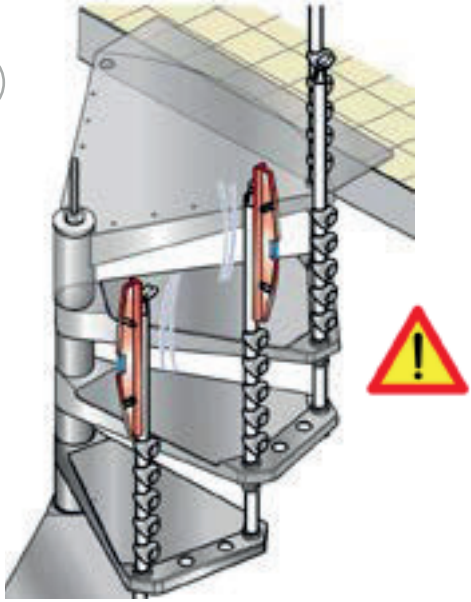

50

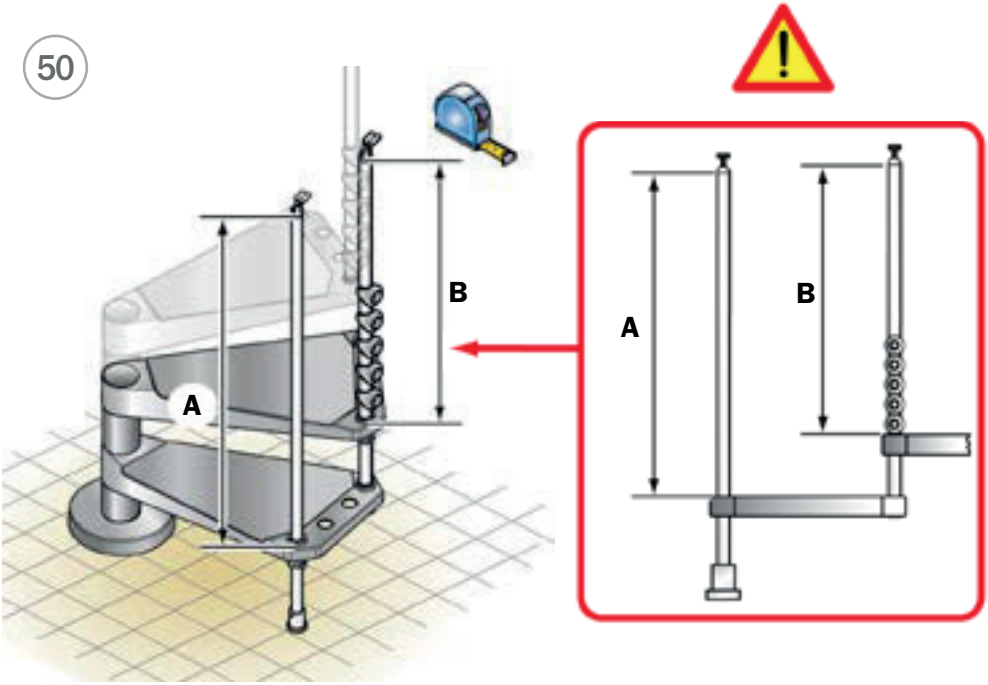

51

C = A - B

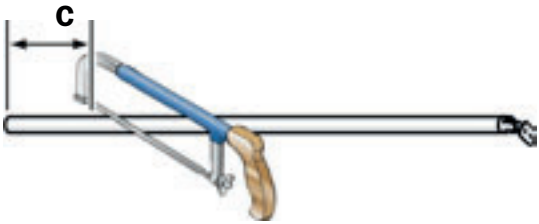

52

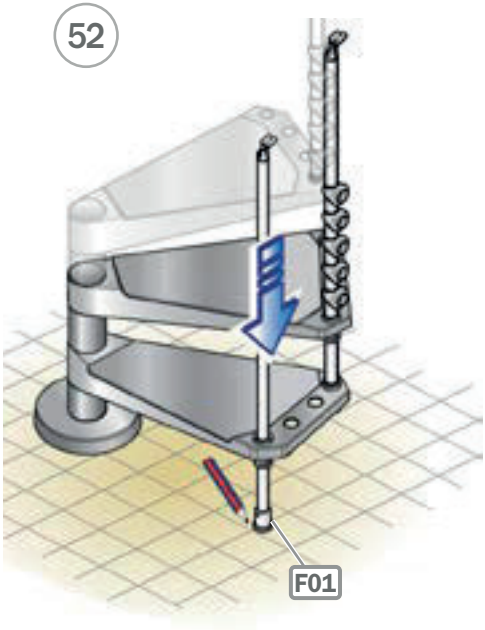

53

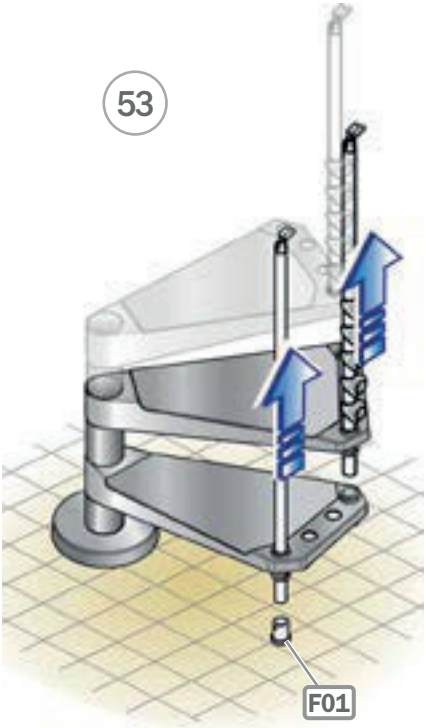

54

55

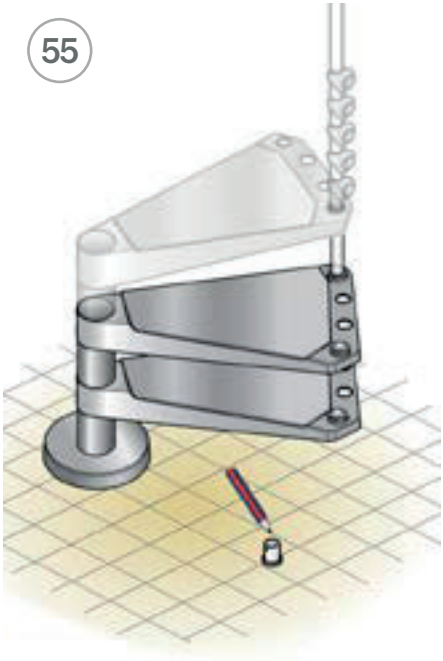

56

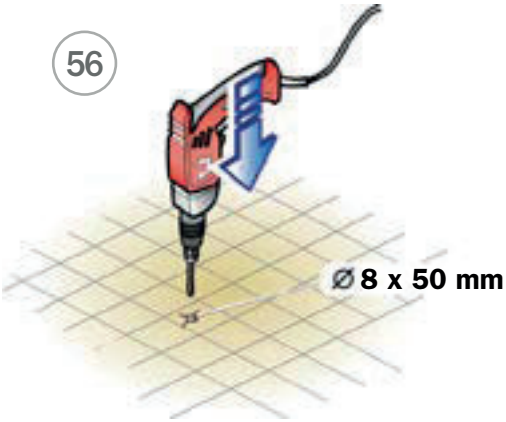

57

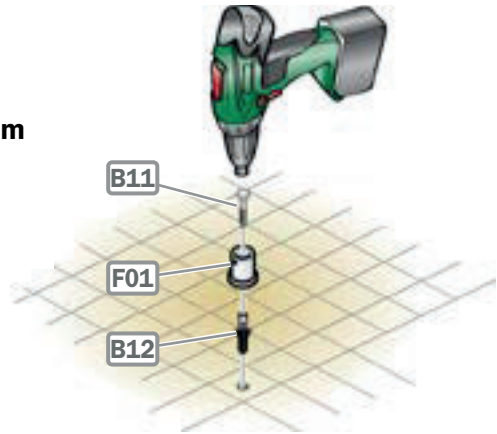

58

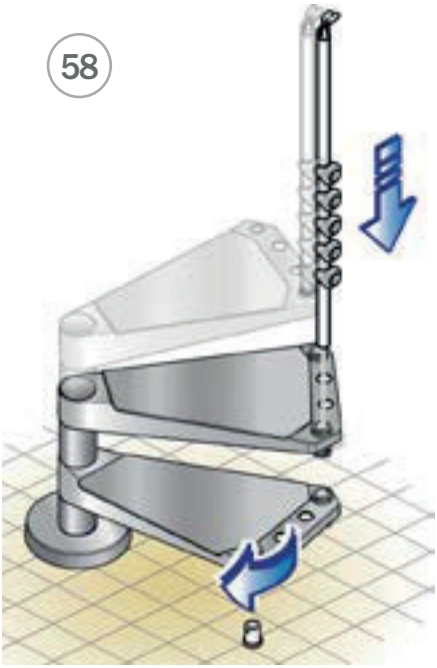

59

60

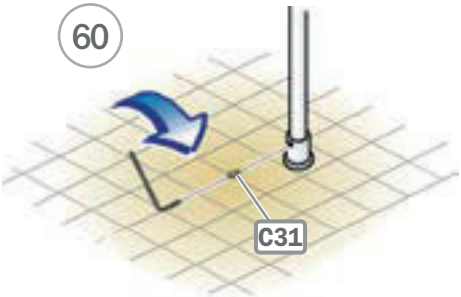

61

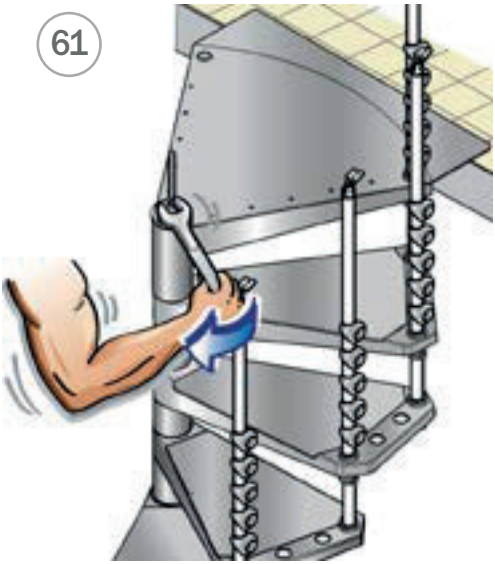

62

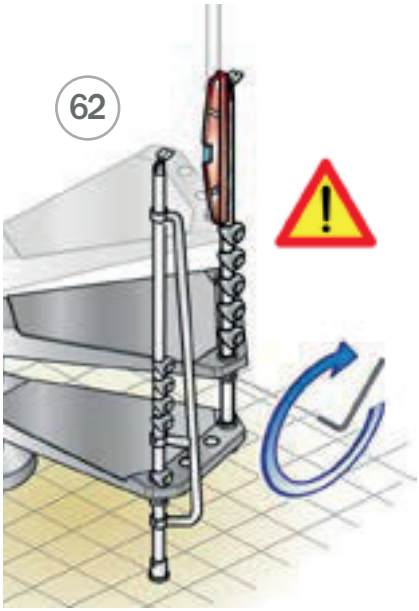

63

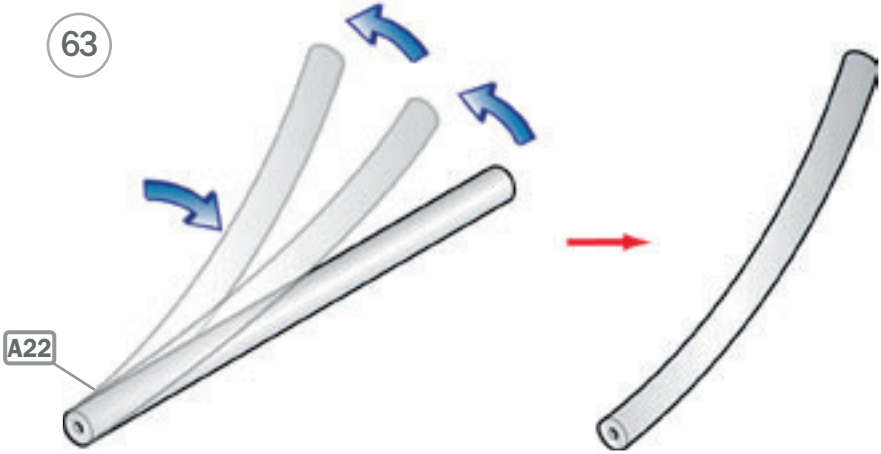

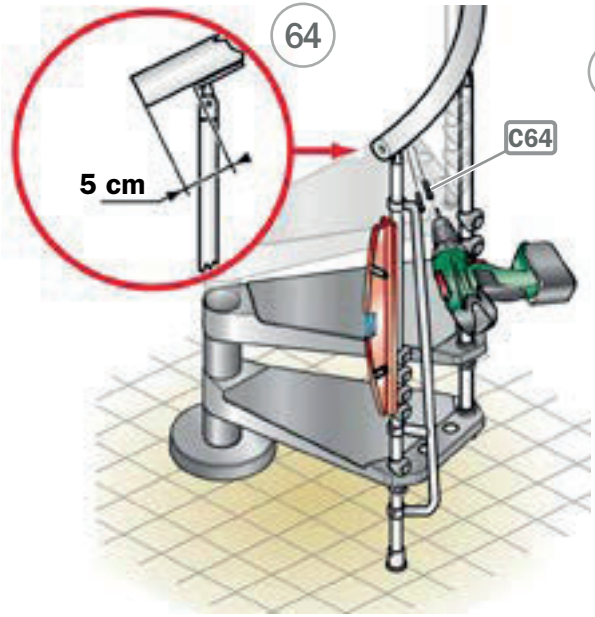
64
5 cm
C64

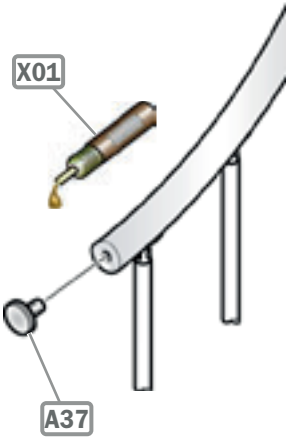
65
X01
A37

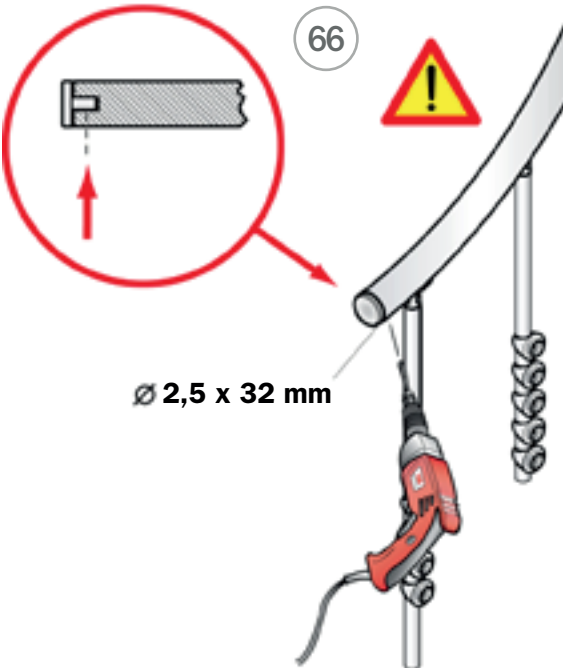
66
⌀ 2,5 x 32 mm

67
C64

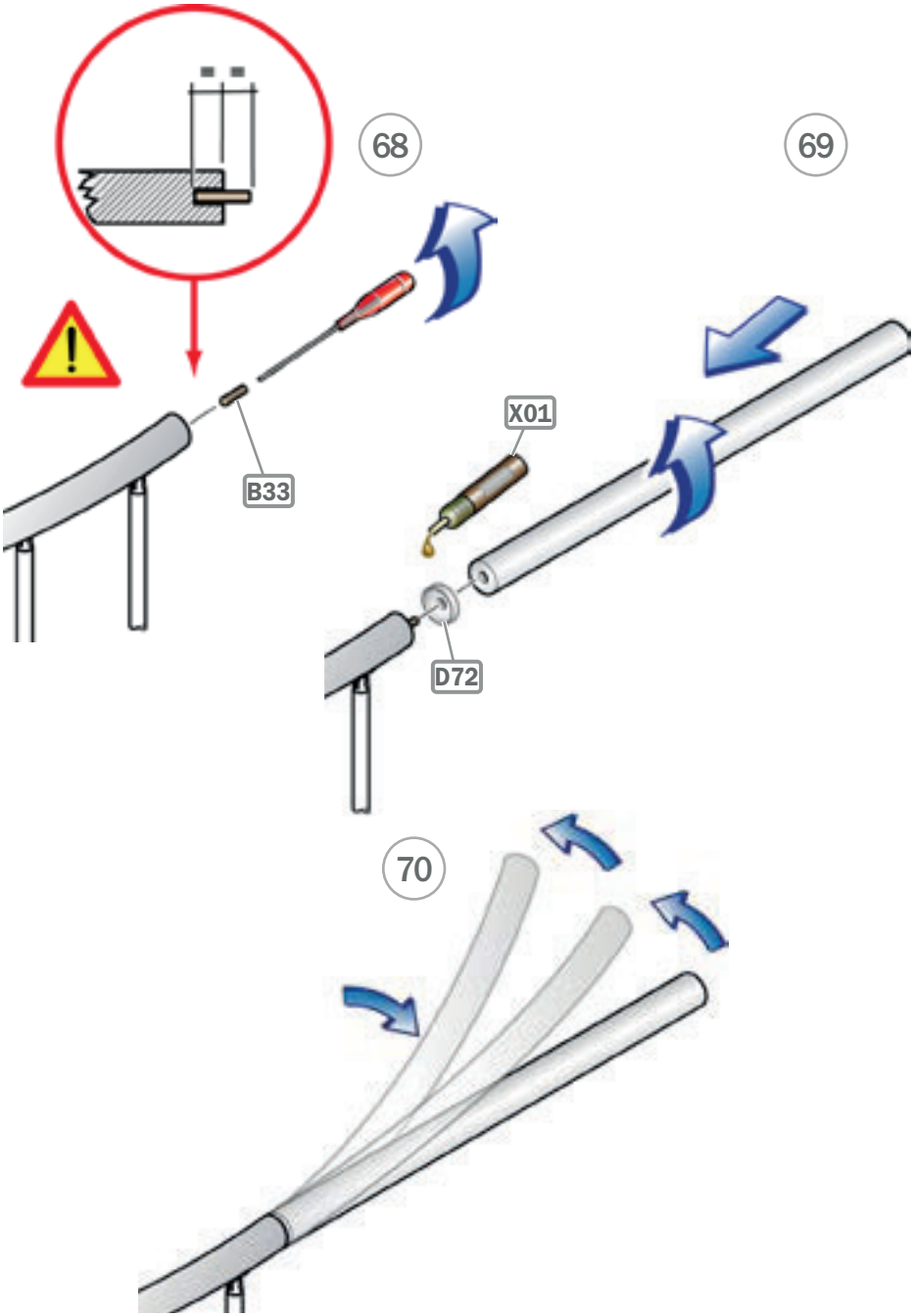
68
B33
69
X01
D72
70

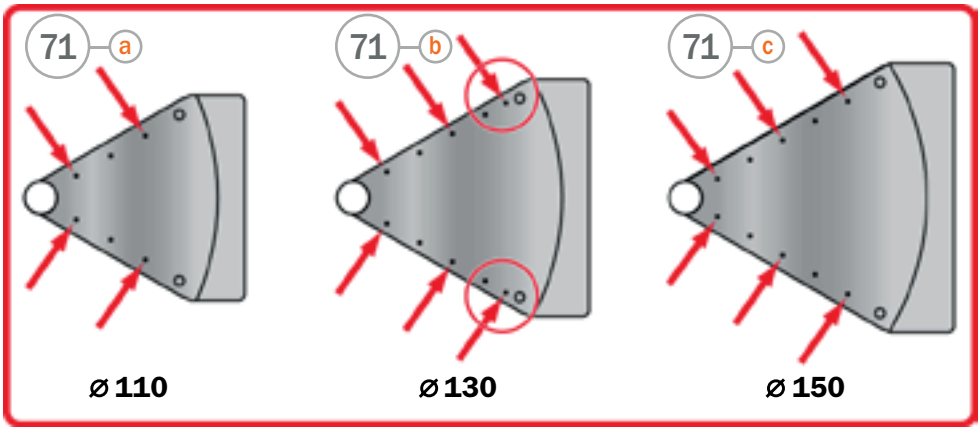

72 b

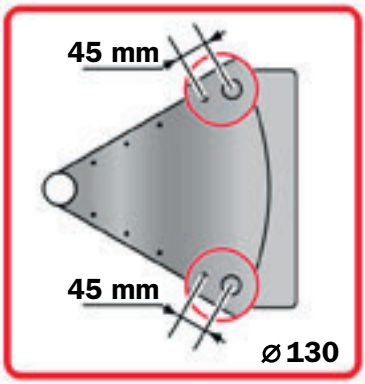

73 b

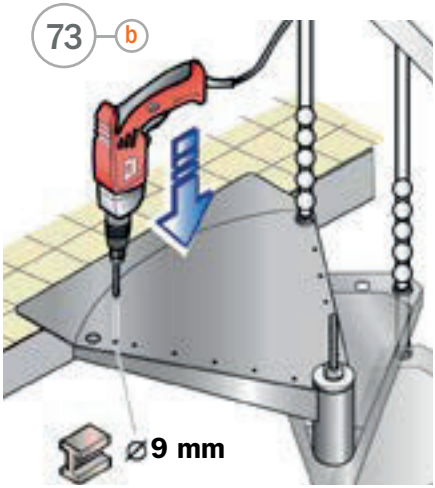

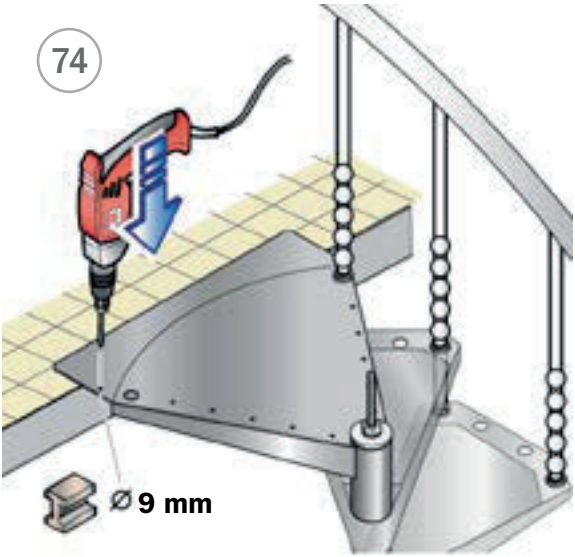
74
Ø 9 mm

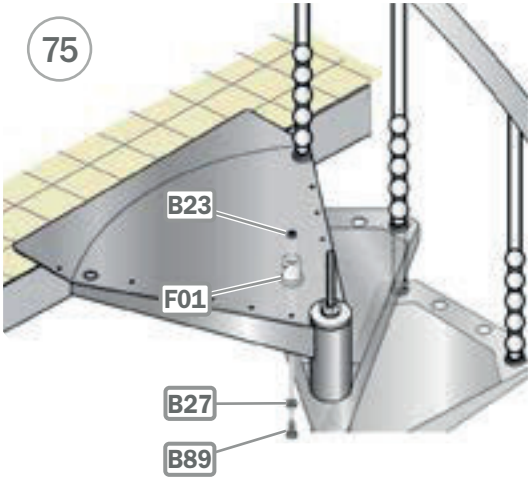
75
B23
F01
B27
B89

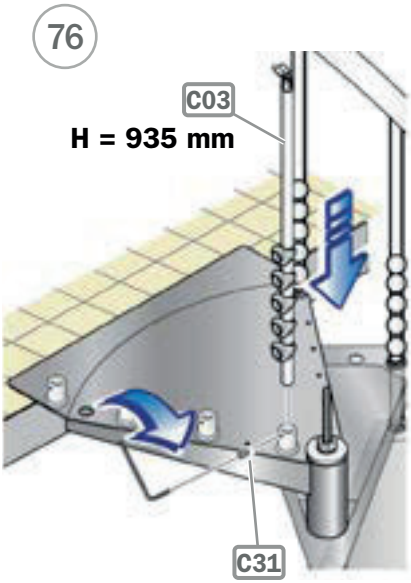
76
C03
H = 935 mm
C31

77

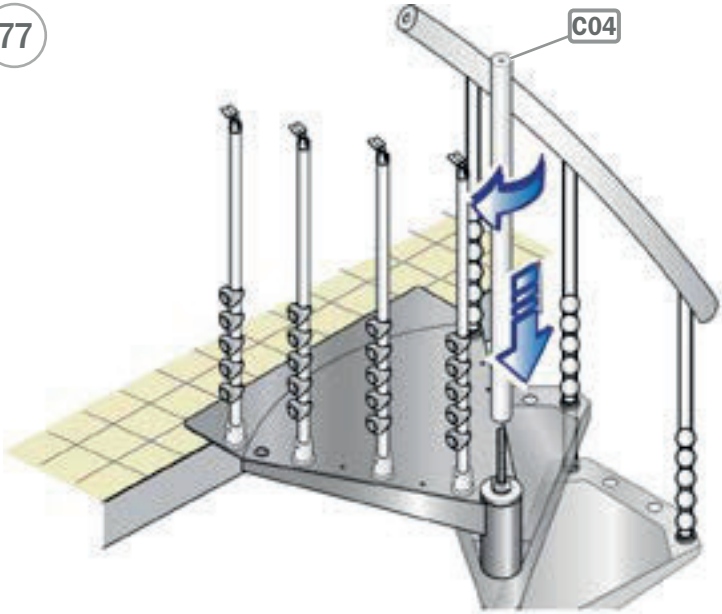

78

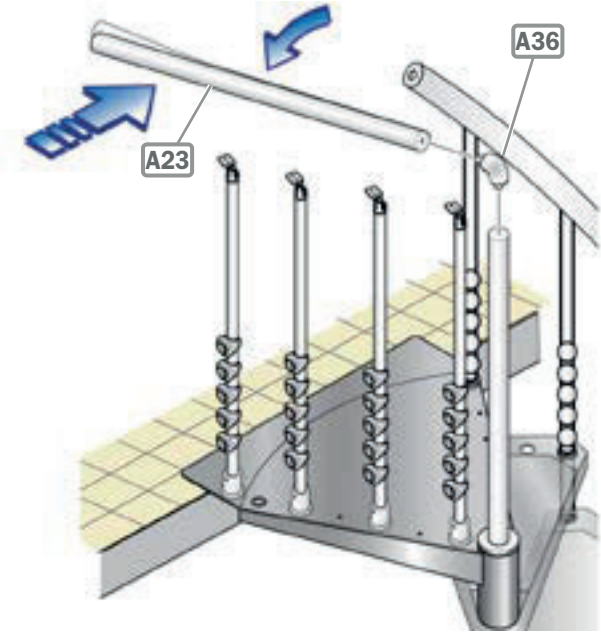

79

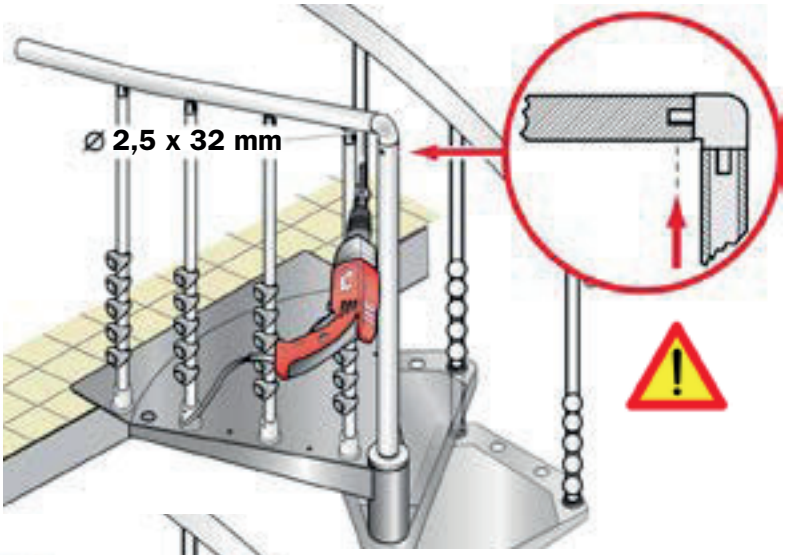

80

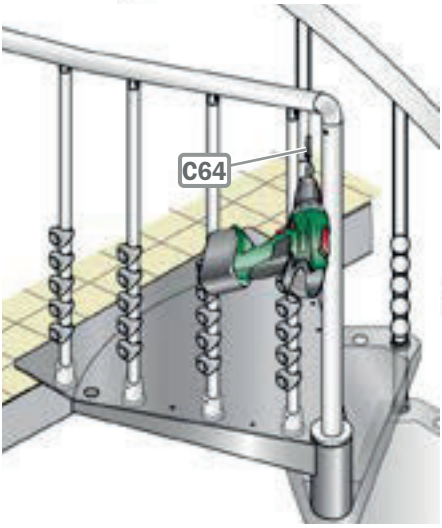

81

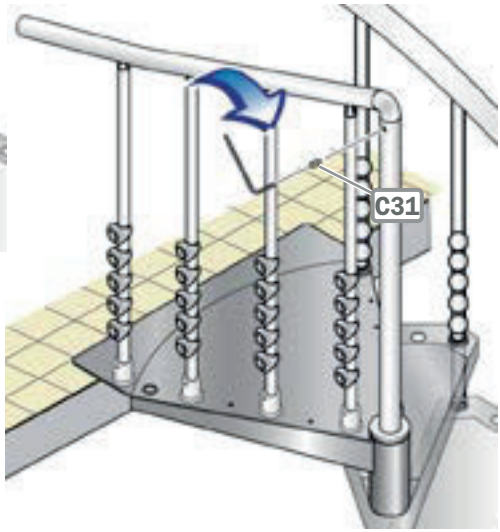

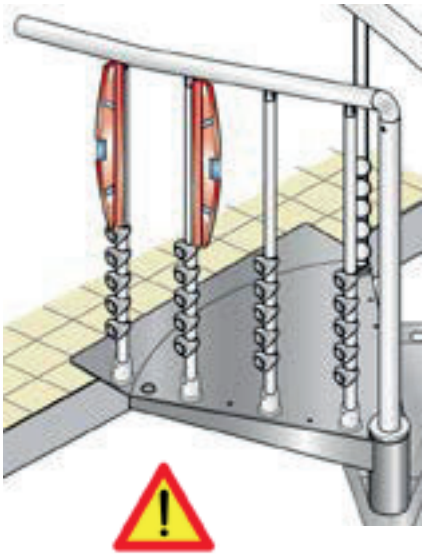

82

83

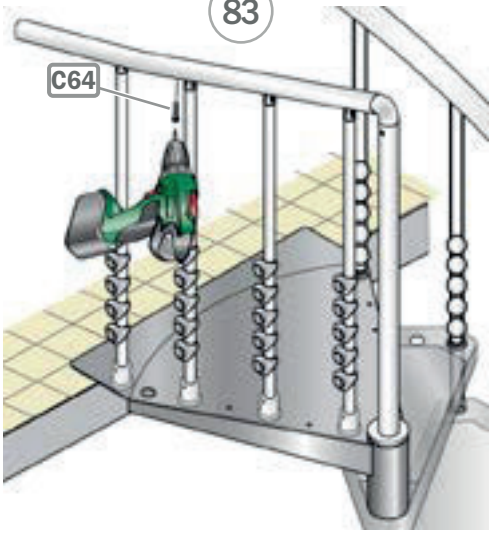

84

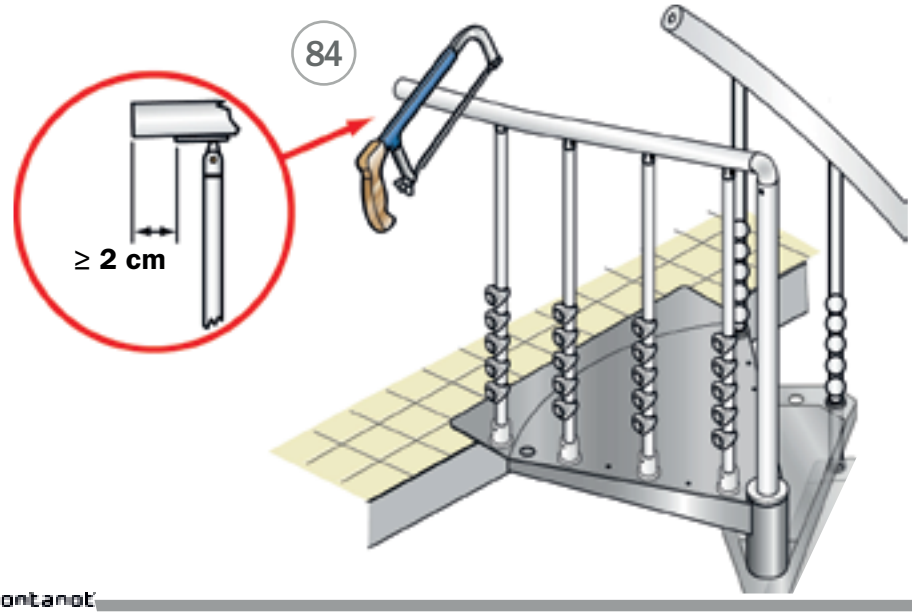

85

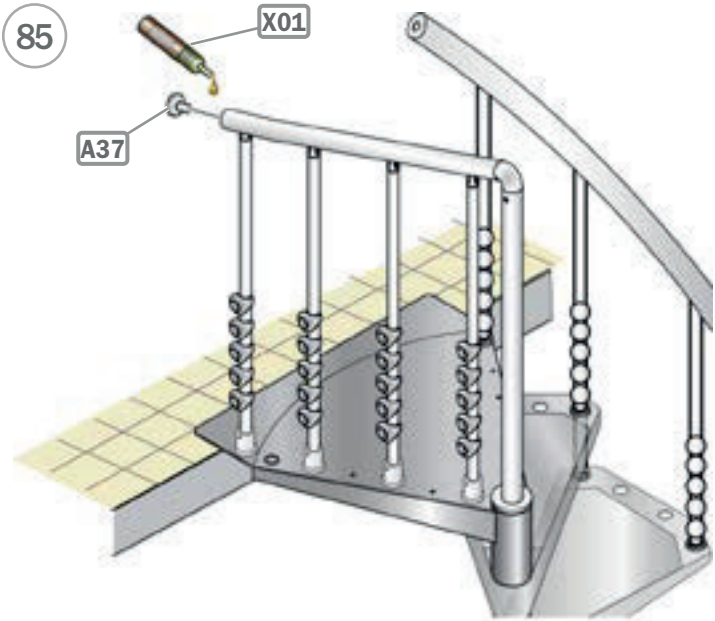

86

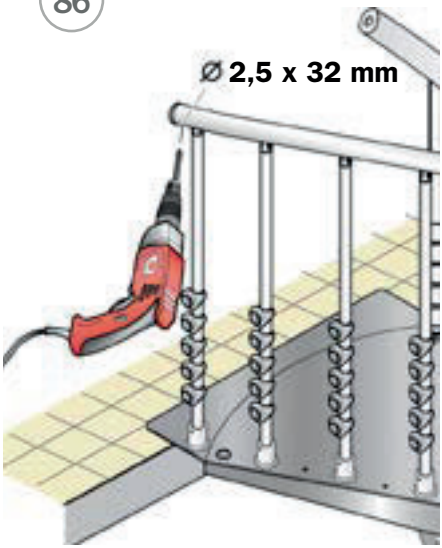

87

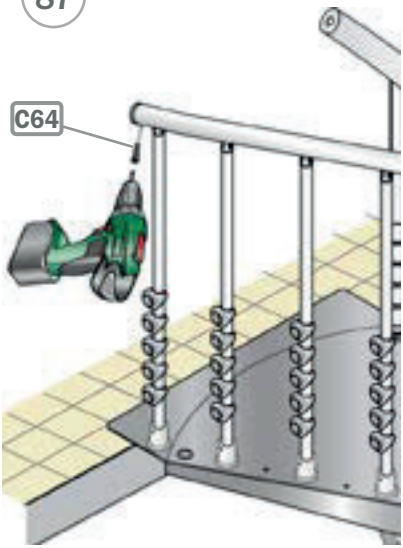

88

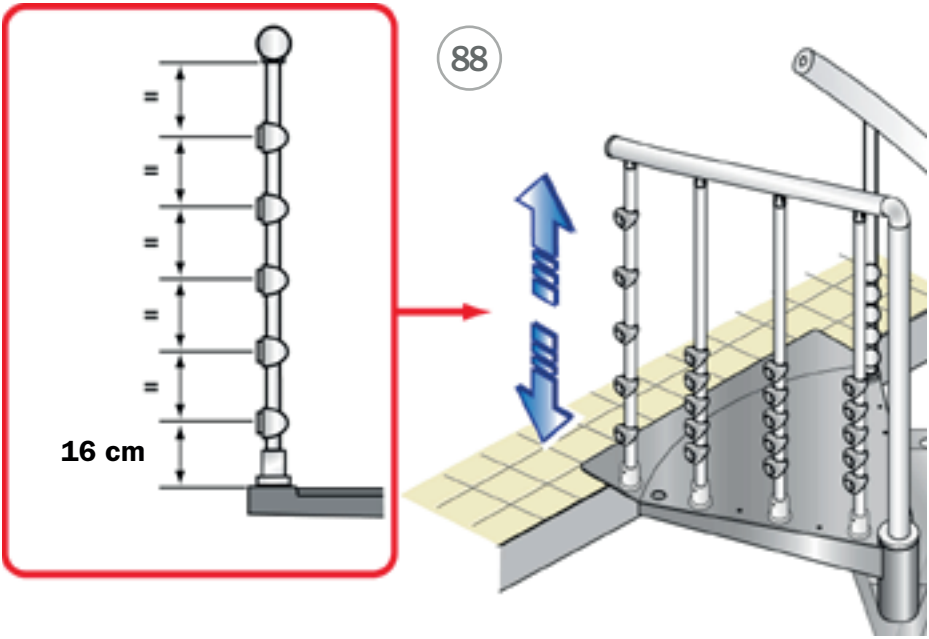

89

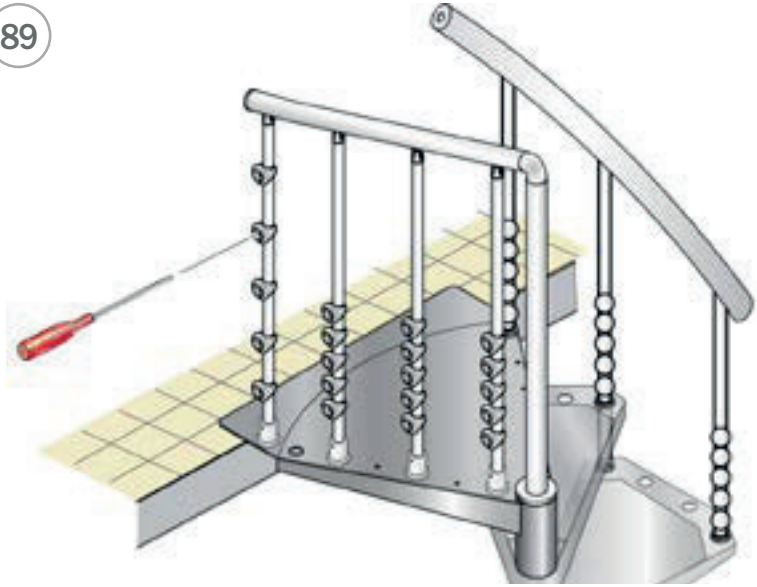

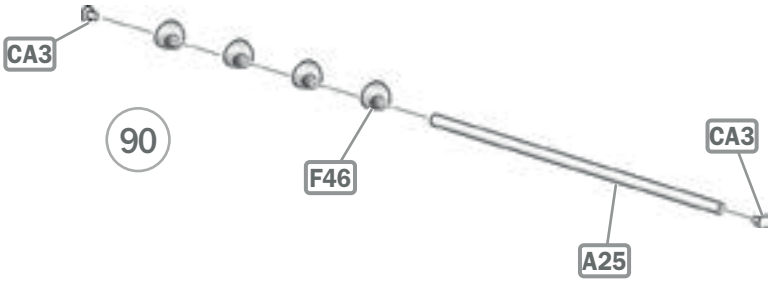
CA3
90
F46
CA3
A25

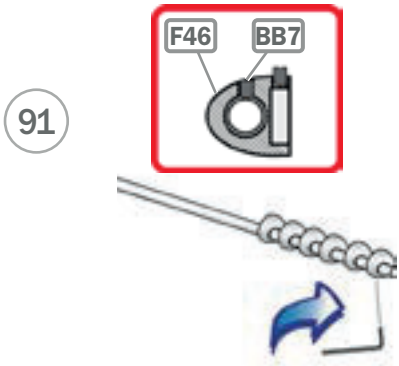
F46
BB7
91

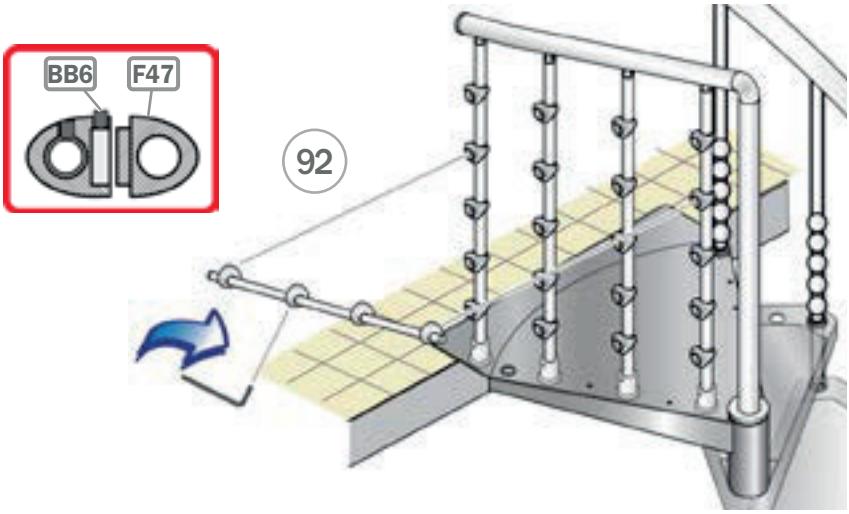
BB6
F47
92

93

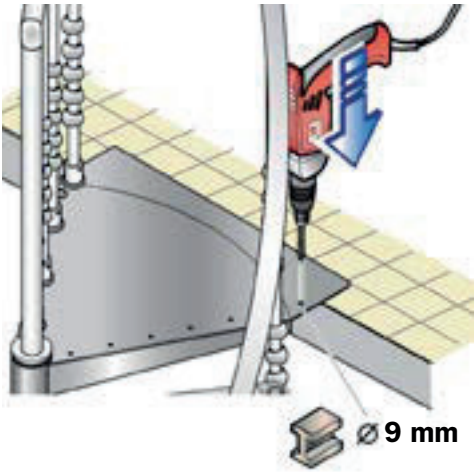

94

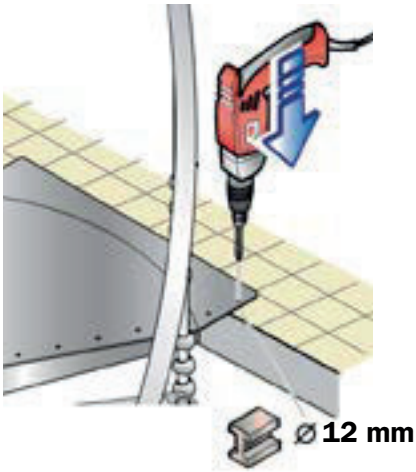

95

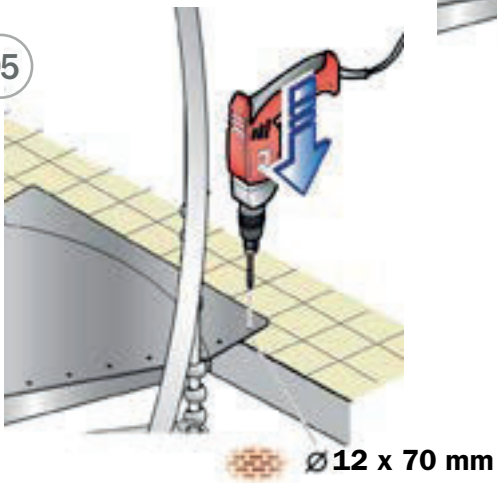

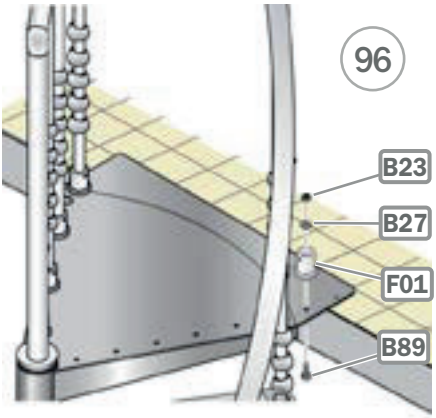
96
B23
B27
F01
B89

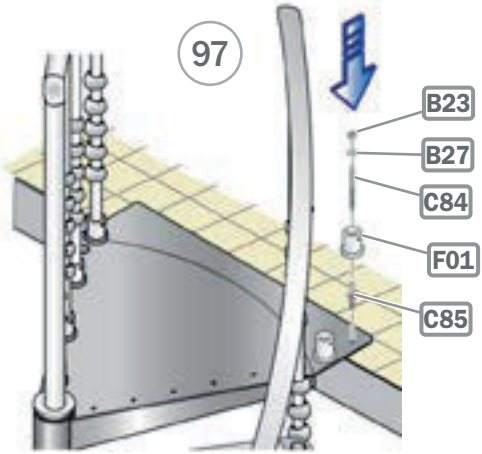
97
B23
B27
C84
F01
C85

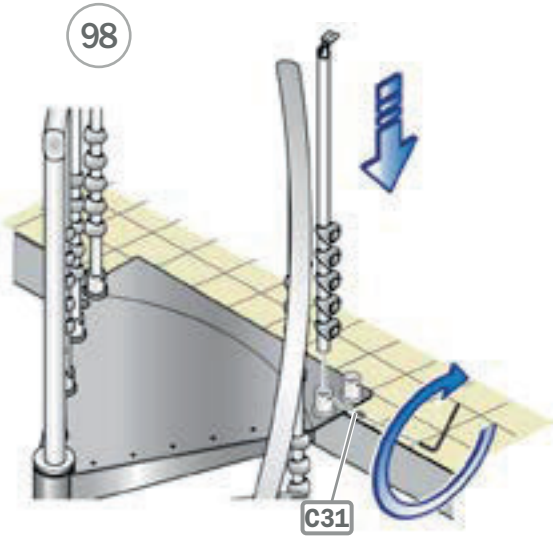
98
C31

99

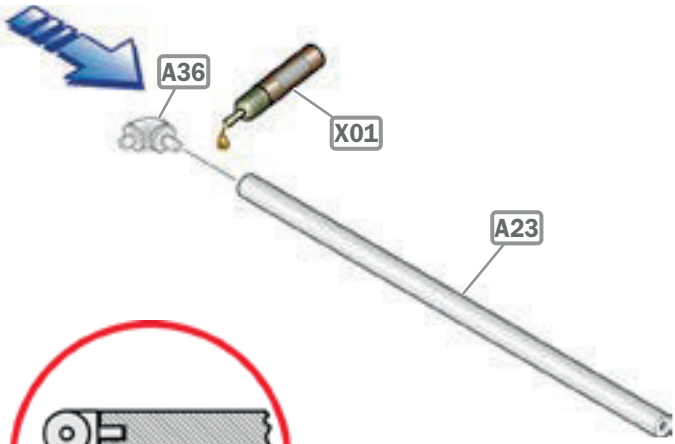

100

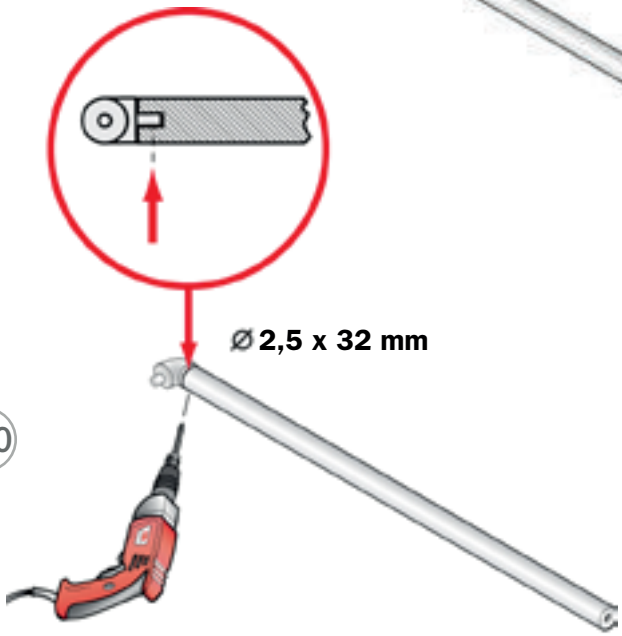

101

102

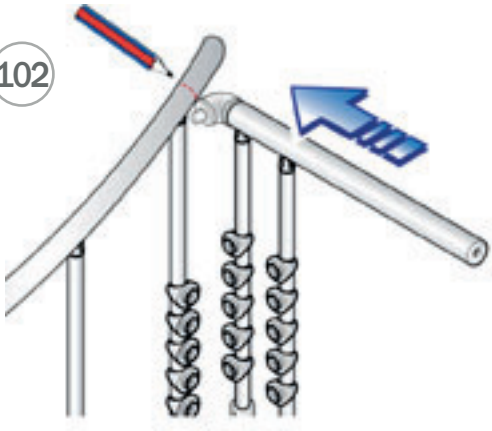

103

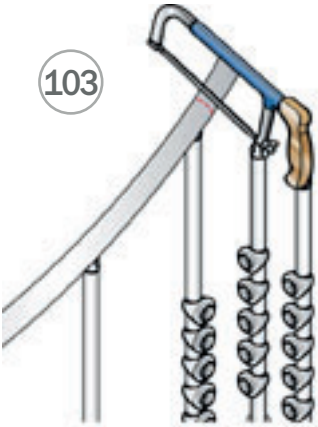

104

⌀ 2,5 x 32 mm

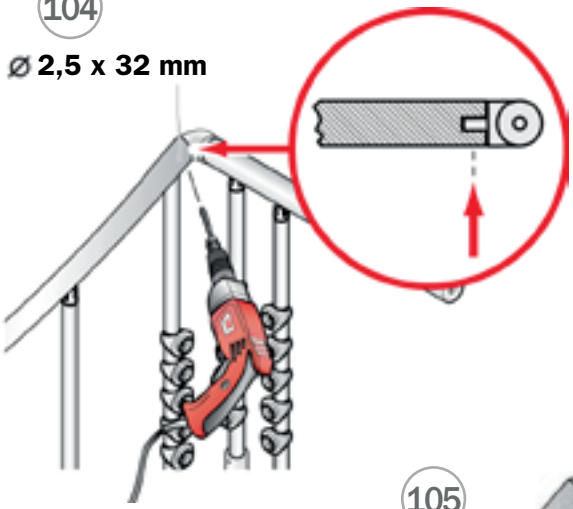

105

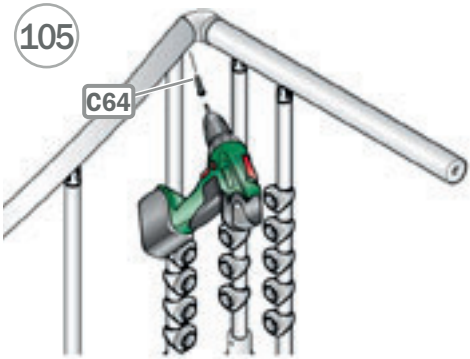

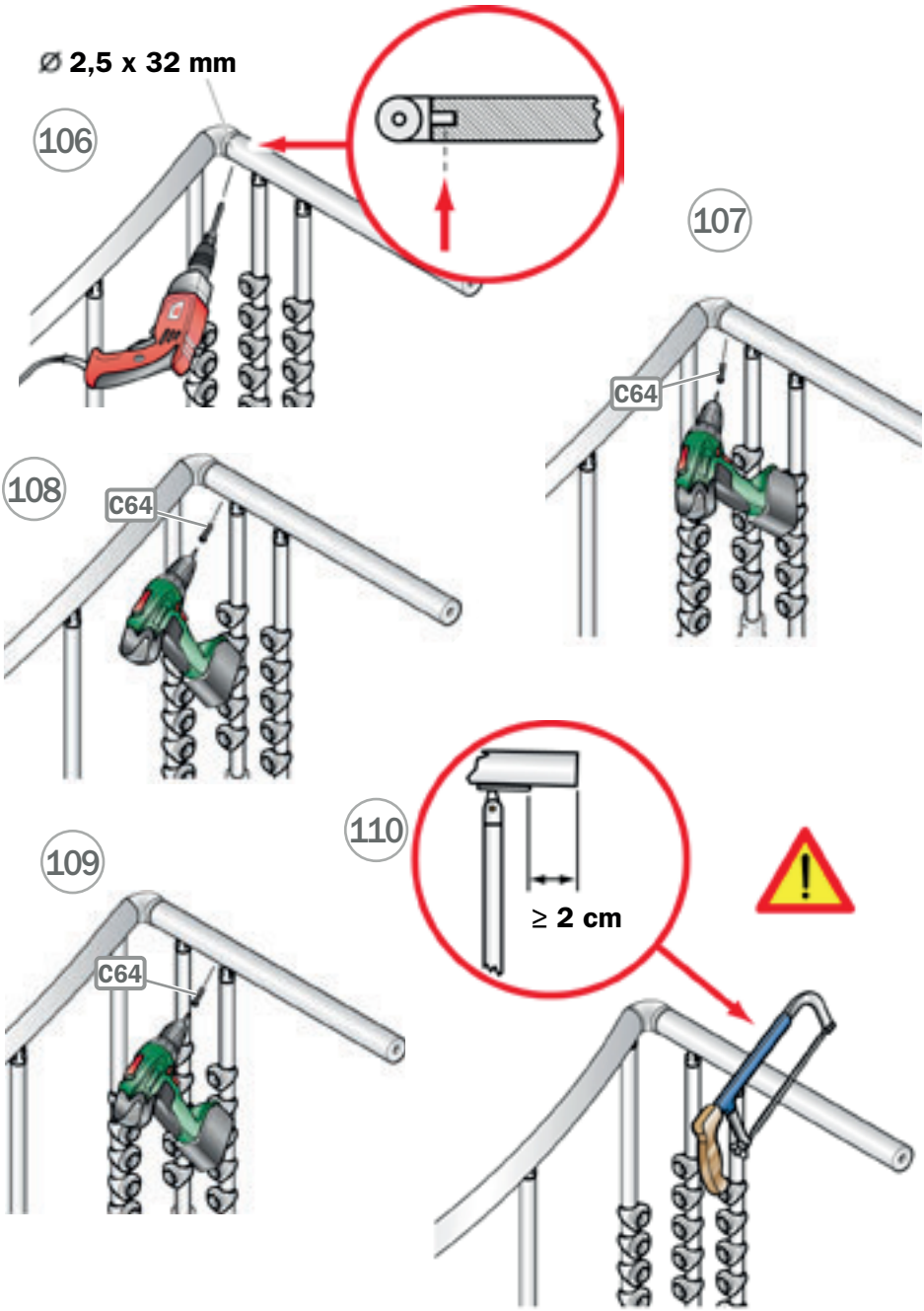
Ø 2,5 x 32 mm
106
107
C64
108
C64
109
C64
110
≥ 2 cm

111

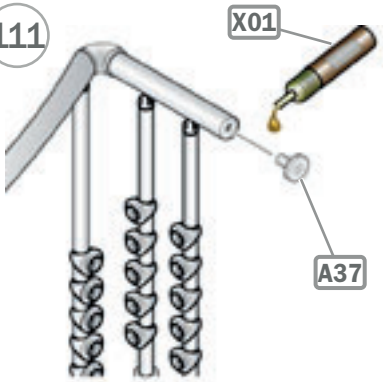

112

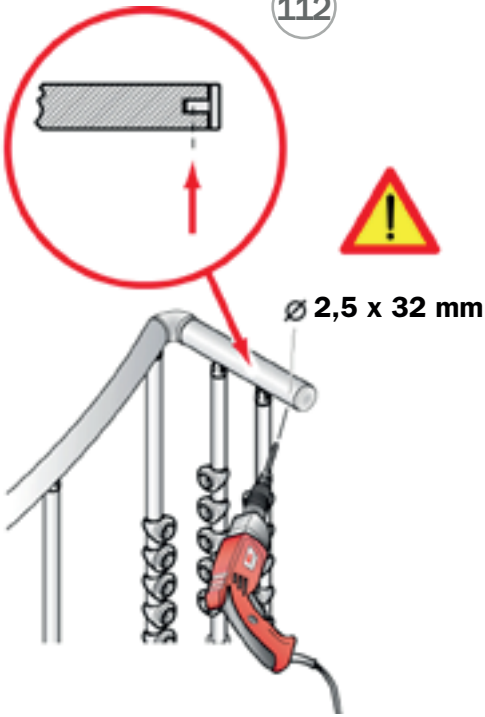

113

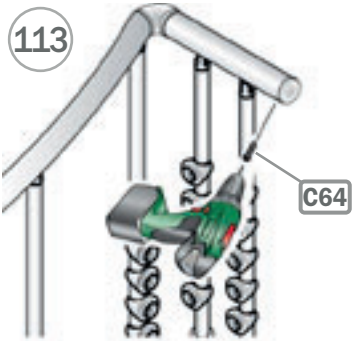

114

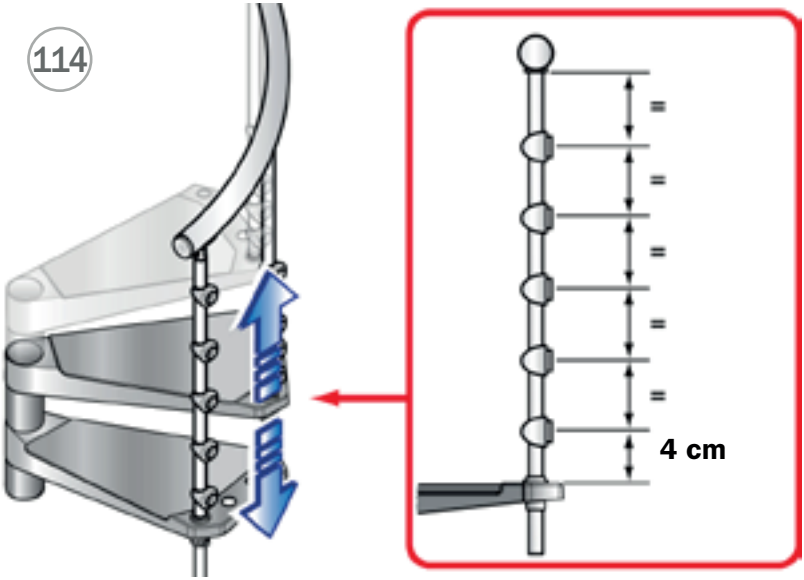

115

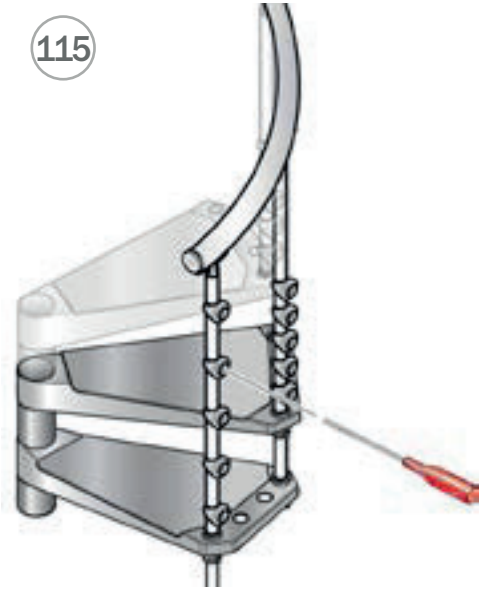

116

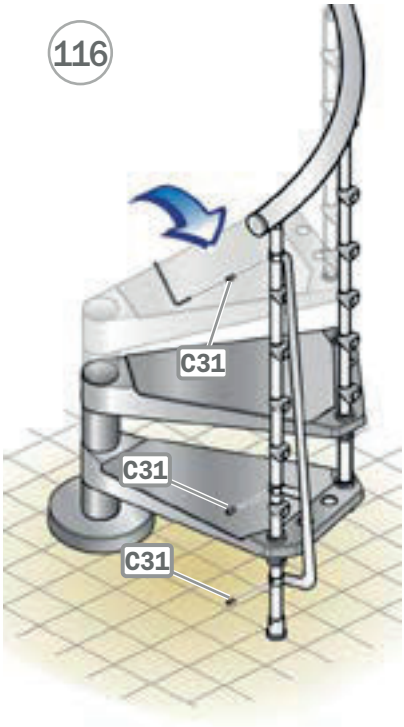

117

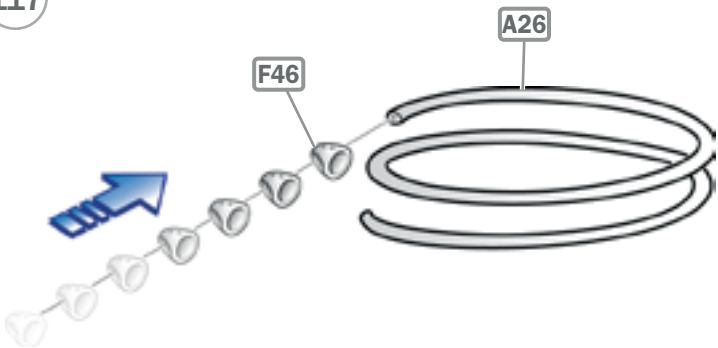

118

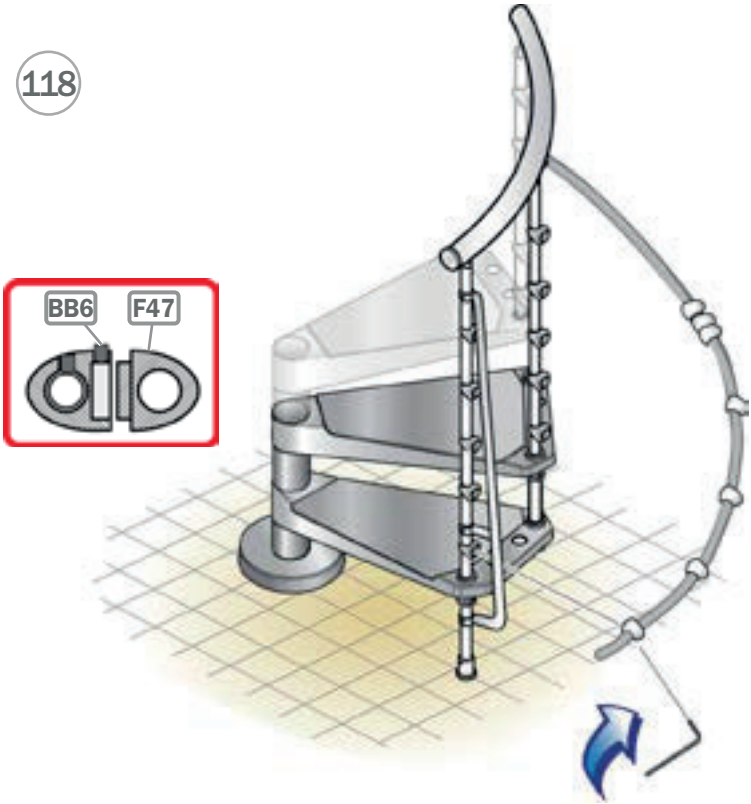

119

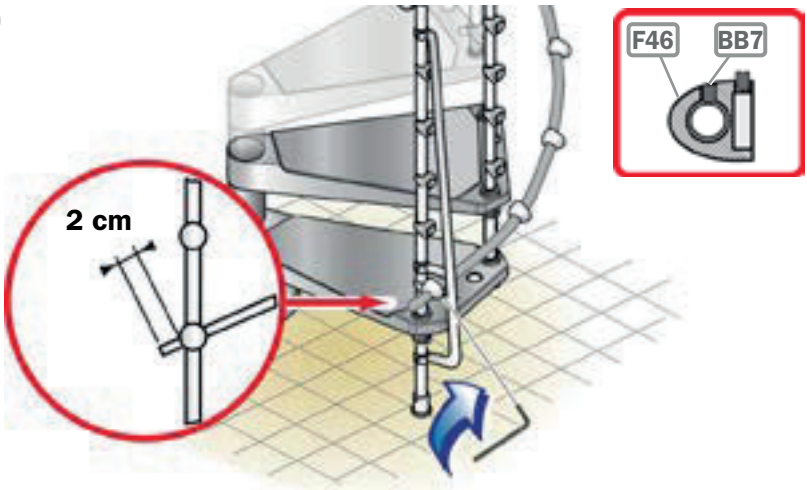

120

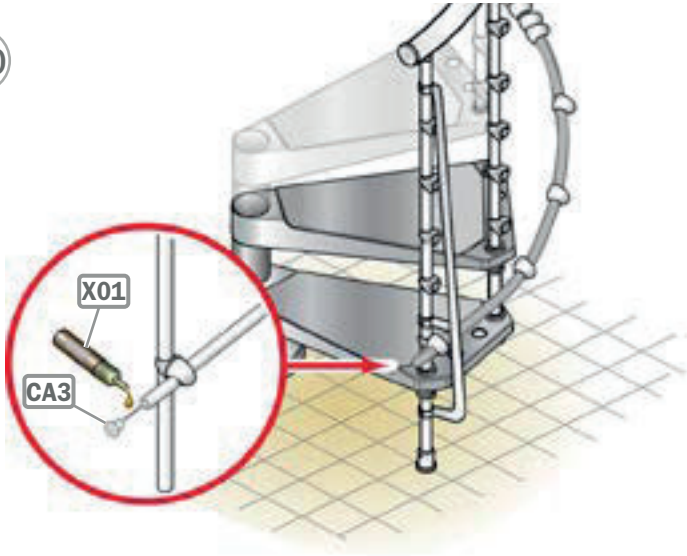

121

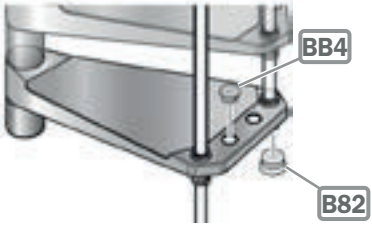

122

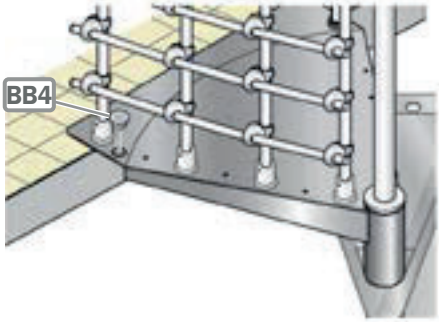

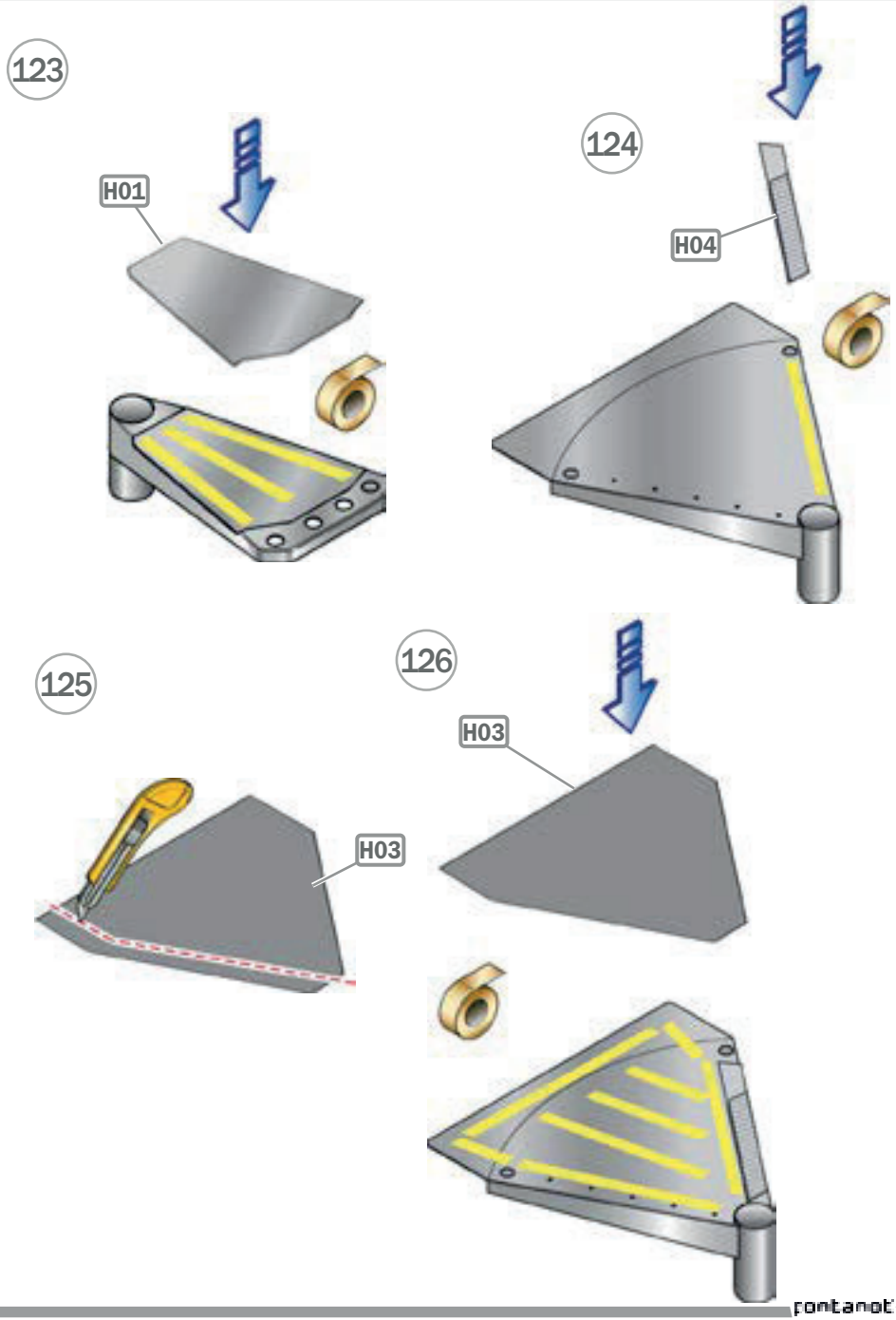
123
H01
124
H04
125
H03
126
H03

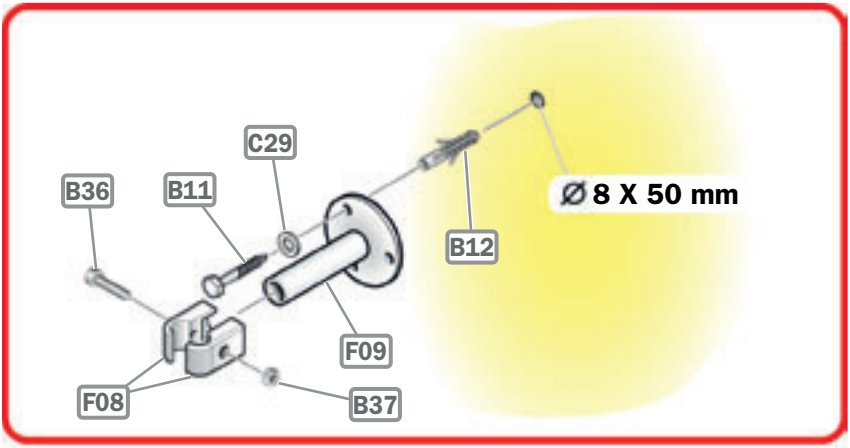
C29
B36
B11
Ø 8 X 50 mm
B12
F09
F08
B37

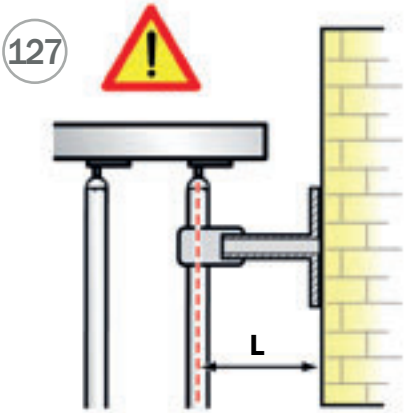
127
L

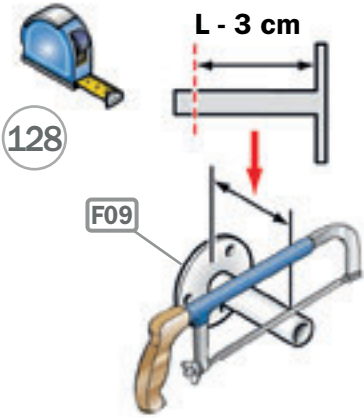
128
L - 3 cm
F09

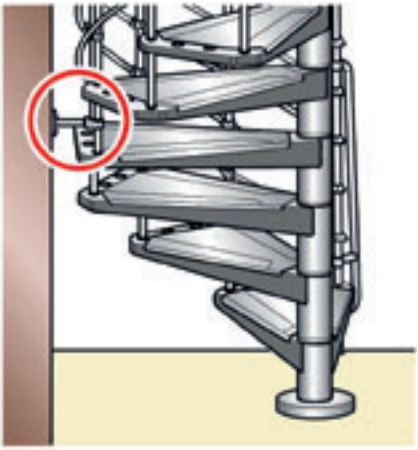

Italiano	DATI IDENTIFICATIVI DEL PRODOTTO
English	PRODUCT DETAILS
Deutsch	PRODUKTEIGENSCHAFTEN
Français	DONNÉES D'IDENTIFICATION DU PRODUIT
Español	DATOS DE IDENTIFICACIÓN

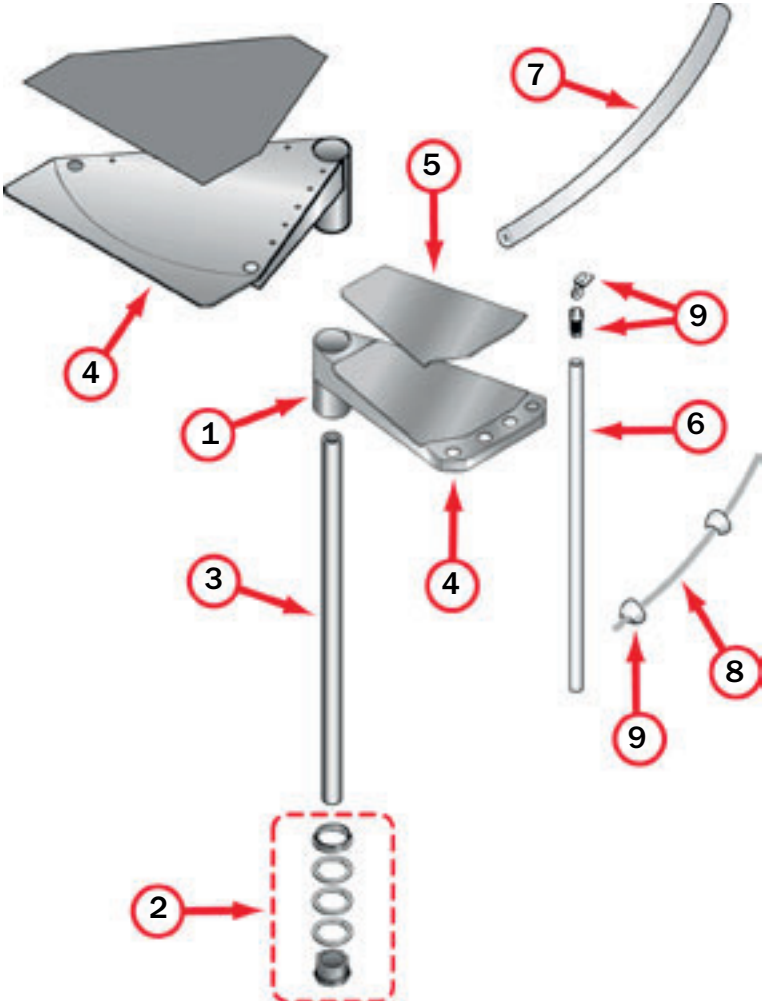
7
5
9
4
1
6
3
4
8
9
2

IT)
dati identificativi del prodotto

denominazione commerciale: **DESPINA.X**
tipologia: scala a chiocciola a pianta tonda

materiali impiegati

STRUTTURA

descrizione
composta da distanziali **(1)** in metallo (saldati al gradino) e spessori **(2)** in plastica impilati e compressi sul palo **(3)** centrale modulare
materiali
distanziali: Fe 370
spessori: materiale plastico nylon
palo: Fe 370 zincato
finitura
distanziali: verniciatura a forno con polveri epossidiche

GRADINI

descrizione
gradini **(4)** in metallo circolari impilati sul palo **(3)** centrale corredati da un pannello **(5)** antiscivolo ed antiusura
materiali
gradini: lamiera Fe 370 spessore 25/10
pannello antiscivolo: polipropilene
finitura
gradini: verniciatura a forno con polveri epossidiche

RINGHIERA

descrizione
composta da colonnine **(6)** verticali in metallo fissate ai gradini **(4)** e da un corrimano **(7)** di PVC e tubi **(8)** in PVC
materiali
colonnine: Fe 520
corrimano: PVC con anima in alluminio
tubi **(8)**: PVC
fissaggi **(9)**: nylon
finitura
colonnine: verniciatura a forno con polveri epossidiche

PULIZIA E MANUTENZIONE OBBLIGATORIA

Eseguire la pulizia della scala alla prima comparsa di macchie di sporco e depositi di polvere e periodicamente almeno ogni 6 mesi con panno morbido inumidito in acqua e detergenti specifici non abrasivi ed aggressivi. NON usare mai pagliette abrasive o in ferro. Pulire ed asciugare accuratamente dopo il lavaggio con un panno in microfibra al fine di eliminare gli aloni del calcare presente nell'acqua.
Dopo circa 12 mesi dalla data di installazione, controllare il serraggio della viteria dei vari componenti. Al verificarsi di qualsiasi minimo malfunzionamento è obbligatorio effettuare una manutenzione straordinaria, da eseguire subito e a regola d'arte.

PRECAUZIONI D'USO

Evitare usi impropri e non consoni al prodotto. Eventuali manomissioni o installazioni non rispondenti alle istruzioni del produttore possono inficiare le conformità prestabilite del prodotto.

EN)
product details

trade name: **DESPINA.X**
type: spiral round staircase

used materials

STRUCTURE

description
composed of metal spacers **(1)** (welded to the tread) and of plastic spacers **(2)** stacked and packed on the central modular pole **(3)**
materials
spacers: Fe 370
plastic spacers: nylon
pole: Fe 370 galvanized
finishing
spacers: oven varnishing with epoxy powders

TREADS

description
metal circular treads **(4)** stacked on the central pole **(3)** equipped by an antiskid and antiwear panel **(5)**
materials
treads: plate Fe 370, thickness 25/10
antiskid panel: polyropylene
finishing
treads: oven varnishing with epoxy powders

RAILING

description
composed of vertical metal balusters **(6)** fixed to the treads **(4)**, of a PVC handrail **(7)** and PVC tubes **(8)**
materials
balusters: Fe 520
handrail: PVC with aluminium core
tubes **(8)**: PVC
fixings **(9)**: nylon
finishing
balusters: oven varnishing with epoxy powders

OBLIGATORY CLEANING AND MAINTENANCE

Clean the treads as soon as dirt spots and dust deposits appear and at least every 6 months using a soft cloth moistened with water and specific non-abrasive and non-aggressive detergents. NEVER use abrasive scourers. After cleaning, thoroughly dry the surfaces with a microfibre cloth to remove the haloes that form because of the limestone in the water. Approximately 12 months from the date of installation, check tightness of the screws of the various components. Should even the smallest malfunction occur, it is obligatory to immediately and professionally carry out extraordinary maintenance.

USE PRECAUTION

Avoid any improper use that is not in accordance with the product. Possible violations or installations which don't comply with the providers instructions can invalidate the agreed product conformities.

DE)
Produkteigenschaften

kommerzielle Bezeichnung: **DESPINA.X**
Typologie: Spindeltreppe mit rundem Grundriss

verwendete Materialien

STRUKTUR

Beschreibung
bestehend aus Distanzhülsen **(1)** aus Metall (mit der Stufe verschweist) und Distanzringen **(2)** aus Plastik um die Zentralsäule im Baukastensystem **(3)** herum gestapelt und komprimiert
Materialien
Distanzhülsen: Fe 370
Distanzringe: Nylon
Zentralsäule: Fe 370 verzinkt
Ausführung
Distanzhülsen: Pulverbeschichtung mit Epoxydharzen

STUFEN

Beschreibung
runde Stufen **(4)** aus Metall mit rutschfestem und abnutzungsschützendem Belag **(5)** um die Zentralsäule **(3)** herum gestapelt
Materialien
Stufen: Fe 370 Blech, mit einer Stärke von 25/10
rutschfester Belag: Polypropylen
Ausführung
Stufen: Pulverbeschichtung mit Epoxydharzen

GELÄNDER

Beschreibung
bestehend aus auf den Stufen **(4)** befestigten senkrechten Stäben **(6)** aus Metall und aus einem PVC-Handlauf **(7)** und -Rohre **(8)**
Materialien
Geländerstäbe: Fe 520
Handlauf: PVC mit Aluminiumkern
Rohre **(8)**: PVC
Befestigungsteile **(9)**: Nylon
Ausführung
Geländerstäbe: Pulverbeschichtung mit Epoxydharzen

REINIGUNG UND VORGESCHRIEBENE INSTANDHALTUNG

Die Treppe sofort reinigen wenn Schmutzfl ecken und Staubansammlungen entstehen und sie mindestens alle 6 Monate mit einem weichen, mit Wasser und einem spezifischen, weder scheuernden, noch aggressiven Reinigungsmittel befeuchteten Lappen abzuwischen. NIEMALS scheuernde Eisenschwämme verwenden.
Nach der Feuchtreinigung mit einem Mikrofasertuch sorgfältig nachtrocknen, um die Schlierenbildung durch kalkhaltiges Wasser zu vermeiden. 12 Monate nach der Montage das Anzugsmoment der Schrauben der verschiedenen Komponenten kontrollieren. Bei Auftreten einer noch so geringen Funktionsstörung muss unbedingt sofort eine fachgerechte außerordentliche Instandhaltung durchgeführt werden.

VORSICHTSMAßNAHMEN FÜR DIE ANWENDUNG

Die falsche und unangemessene Verwendung des Produkts vermeiden. Eventuelle Beschädigungen oder nicht der Montageanleitung des Herstellers gemässe Einrichtungen können die vorgegebene Produktkonformität für ungültig erklären.

FR)
données d'identification du produit

denomination commerciale: **DESPINA.X**
typologie: escalier en colimaçon à plan rond

materiaux utilisés

STRUCTURE

description
composée de entretoises **(1)** en métal (soudées à la marche) et cales **(2)** en plastique empilées et comprimées sur le pylône **(3)** modulaire central
materiaux
entretoises: Fe 370
cales: nylon
pylône: Fe 370 galvanisé
finition
cales: vernissage à chaud avec poudres époxy

MARCHES

description
marches **(4)** en métal circulaires ou en éventail empilées sur le pylône **(3)** central equipées d'un panneau **(5)** antidérapant et antiusure
materiaux
marches: tôle Fe 370 épaisseur 25/10
panneau antidérapant: polypropylène
finition
marches: vernissage à chaud avec poudres époxy

GARDE-CORPS

description
composé de colonnettes **(6)** verticales en métal fixées aux marches **(4)**, d'une main courante **(7)** et de tubes **(8)** en PVC
materiaux
colonnettes: Fe 370
main courante: PVC avec noyau en aluminium
tubes **(8)**: PVC
fixations **(9)**: nylon
finition
colonnettes: vernissage à chaud avec poudres époxy

NETTOYAGE ET MAINTENANCE OBLIGATOIRE

Nettoyer les marches dès que des taches de saleté ou des dépôts de poussière apparaissent ; effectuer également un nettoyage périodique, tous les 6 mois, à l'aide d'un chiffon doux, humecté d'eau et de détergents spécifi ques non abrasifs et non agressifs. NE JAMAIS utiliser de la paille de fer abrasive. Après lavage, nettoyer et essuyer soigneusement avec un chiffon en microfi bre, afin d'éliminer les auréoles provoquées par le calcaire contenu dans l'eau. Environ 12 mois après la date d'installation, contrôler le serrage des vis des différents composants. À la moindre défaillance, il est obligatoire d'effectuer immédiatement une maintenance corrective, dans les règles de l'art.

PRECAUTION D'UTILISATION

Eviter l'utilisation impropre et non conforme au produit. D'éventuelles alterations ou installations non correspondantes aux instructions du producteur peuvent invalider les conformités préetablies du produit.

ES)
datos de identificación del producto

denominación comercial: **DESPINA.X**
tipo: escalera de caracol de planta redonda

materiales empleados

ESTRUCTURA

descripción
compuesta por distanciadores **(1)** de metal (soldados al escalón) y espaciadores **(2)** de plástico enfilados y comprimidos en la columna **(3)** central modular
materiales
distanciadores: Fe 370
espaciadores: nylon
columna central: Fe 370 galvanizado
acabado
distanciadores: barnizado en horno con polvos epoxídicos

PELDAÑOS

descripción
peldaños **(4)** de metal circulares enfilados en la columna **(3)** central y dotados de un panel **(5)** antideslizante y antidesgaste
materiales
peldaños: chapa Fe 370, grosor 25/10
panel antideslizante: polipropileno
acabado
peldaños: barnizado en horno con polvos epoxídicos

BARANDILLA

descripción
compuesta por barrotes **(6)** verticales de metal fijados a los peldaños **(4)**, por un pasamanos **(7)** y por tubos **(8)**, ambos de PVC
materiales
barrotes: Fe 370
pasamanos: PVC con alma de aluminio
tubos **(8)**: PVC
fijaciones **(9)**: nylon
acabado
barrotes: barnizado en horno con polvos epoxídicos

LIMPIEZA Y MANTENIMIENTO OBLIGATORIO

Realizar la limpieza de la escalera en cuanto aparezcan manchas de suciedad y depósitos de polvo, y periódicamente al menos cada 6 meses, con un paño suave humedecido en agua y detergentes específicos no abrasivos ni agresivos. NO utilizar nunca lanas abrasivas o de hierro. Limpiar y secar bien después del lavado utilizando un paño de microfibra para eliminar las aureolas de cal dejadas por el agua.
Transcurridos unos 12 meses desde la fecha de instalación, comprobar que los tornillos que fijan las distintas partes sigan bien apretados.
Ante el menor defecto de funcionamiento, es obligatorio realizar un mantenimiento extraordinario según las reglas del arte.

PRECAUCIONES DE USO

Evitar usos impropios y no conformes con el producto.
Eventuales manipulaciones o instalaciones que no cumplan con las instrucciones del fabricante pueden menoscabar las cualidades certificadas en las pruebas de conformidad a las que previamente fue sometido el producto.

065943000

DESP.X
D.U.M.
11/2020

fontanot

Fontanot S.p.A.
Sede legale ed amministrativa
via P. Paolo Pasolini, 6
47853 Cerasolo Ausa
Rimini, Italy

tel. +39.0541.90.61.11
fax. +39.0541.90.61.24
info@fontanot.it
www.fontanot.it

cod. 065943000

Design: Centro Ricerche Fontanot

Sistema aziendale Fontanot S.p.A.
certificato CSQ ISO-9001